Get started

Azure Blob storage

NetApp
August 29, 2024

This PDF was generated from https://docs.netapp.com/us-en/bluexp-blob-storage/task-view-azure-blob-storage.html on August 29, 2024. Always check docs.netapp.com for the latest.

Table of Contents

Get started 1
View your Azure Blob storage accounts 1

Get started

View your Azure Blob storage accounts

After you install a Connector in Azure, BlueXP can automatically discover information about the Azure storage accounts that reside in the Azure Subscriptions where the Connector is installed. An Azure Blob working environment is added to the Canvas so you can view this information.

You can see details about your Azure storage accounts, including the location, resource group, used capacity, and more. These accounts can be used as destinations for BlueXP backup and recovery, BlueXP tiering, or BlueXP copy and sync operations.

Steps

1. Install a Connector in the Azure account where you want to view your Azure Blob storage accounts.
2. From the navigation menu, select **Storage > Canvas**.

   You should automatically see an Azure Blob Storage working environment shortly after.

   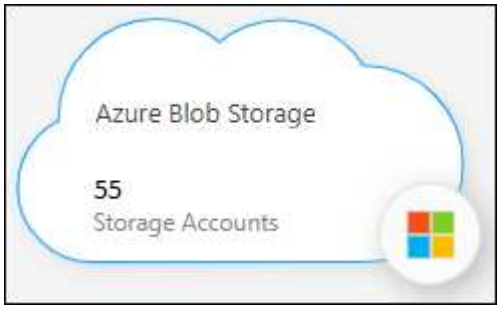

3. Select the working environment and select an action from the right pane if you want to enable BlueXP services with your Azure Blob storage.

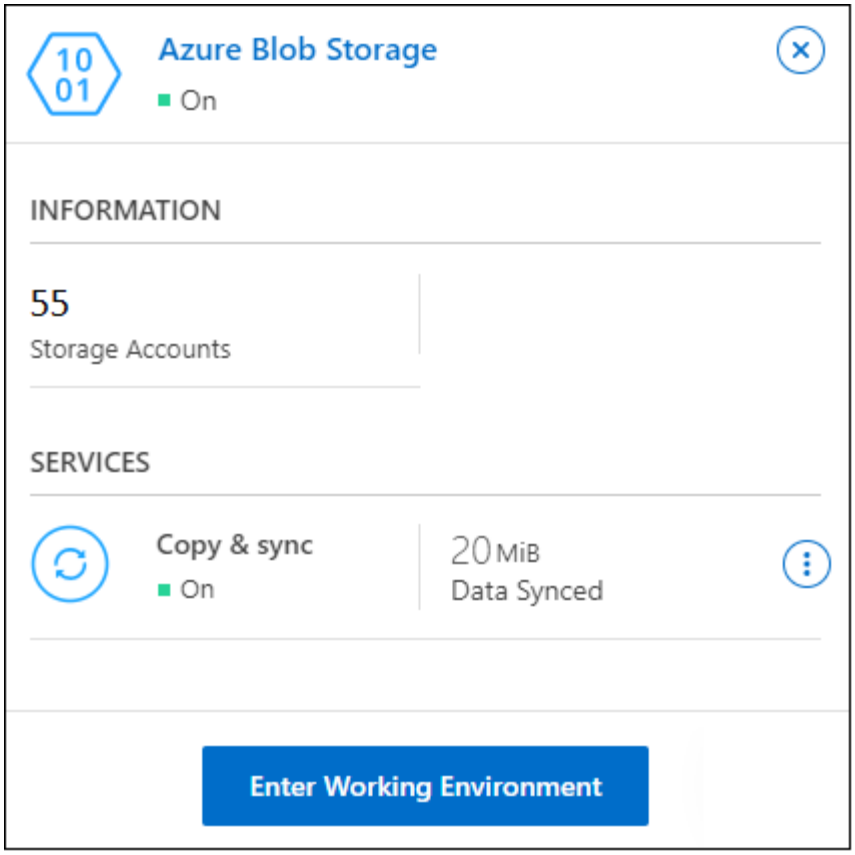

See which BlueXP services are available and learn how to use them with your Azure Blob Storage accounts.

4. Select **Enter Working Environment**, or double-click the working environment, to view details about the Azure storage accounts.

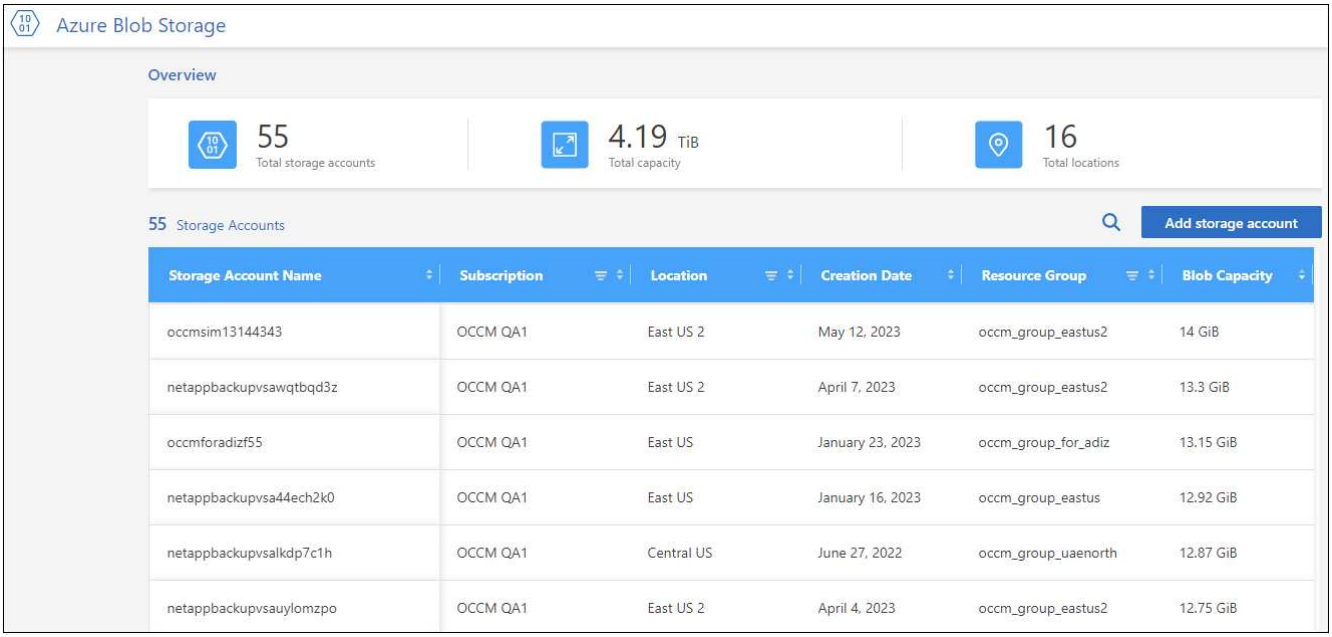

In addition to the columns that appear by default, you can scroll the page to view additional properties for the storage account; for example, the number of tags, and the type of encryption that has been enabled.

What's next

You can change some storage account settings directly from BlueXP by clicking ••• for a storage account. Go here for details.

You can add new buckets by clicking **Add storage account**. Go here for details.

Copyright information

Copyright © 2024 NetApp, Inc. All Rights Reserved. Printed in the U.S. No part of this document covered by copyright may be reproduced in any form or by any means—graphic, electronic, or mechanical, including photocopying, recording, taping, or storage in an electronic retrieval system—without prior written permission of the copyright owner.

Software derived from copyrighted NetApp material is subject to the following license and disclaimer:

THIS SOFTWARE IS PROVIDED BY NETAPP “AS IS” AND WITHOUT ANY EXPRESS OR IMPLIED WARRANTIES, INCLUDING, BUT NOT LIMITED TO, THE IMPLIED WARRANTIES OF MERCHANTABILITY AND FITNESS FOR A PARTICULAR PURPOSE, WHICH ARE HEREBY DISCLAIMED. IN NO EVENT SHALL NETAPP BE LIABLE FOR ANY DIRECT, INDIRECT, INCIDENTAL, SPECIAL, EXEMPLARY, OR CONSEQUENTIAL DAMAGES (INCLUDING, BUT NOT LIMITED TO, PROCUREMENT OF SUBSTITUTE GOODS OR SERVICES; LOSS OF USE, DATA, OR PROFITS; OR BUSINESS INTERRUPTION) HOWEVER CAUSED AND ON ANY THEORY OF LIABILITY, WHETHER IN CONTRACT, STRICT LIABILITY, OR TORT (INCLUDING NEGLIGENCE OR OTHERWISE) ARISING IN ANY WAY OUT OF THE USE OF THIS SOFTWARE, EVEN IF ADVISED OF THE POSSIBILITY OF SUCH DAMAGE.

NetApp reserves the right to change any products described herein at any time, and without notice. NetApp assumes no responsibility or liability arising from the use of products described herein, except as expressly agreed to in writing by NetApp. The use or purchase of this product does not convey a license under any patent rights, trademark rights, or any other intellectual property rights of NetApp.

The product described in this manual may be protected by one or more U.S. patents, foreign patents, or pending applications.

LIMITED RIGHTS LEGEND: Use, duplication, or disclosure by the government is subject to restrictions as set forth in subparagraph (b)(3) of the Rights in Technical Data -Noncommercial Items at DFARS 252.227-7013 (FEB 2014) and FAR 52.227-19 (DEC 2007).

Data contained herein pertains to a commercial product and/or commercial service (as defined in FAR 2.101) and is proprietary to NetApp, Inc. All NetApp technical data and computer software provided under this Agreement is commercial in nature and developed solely at private expense. The U.S. Government has a non-exclusive, non-transferrable, nonsublicensable, worldwide, limited irrevocable license to use the Data only in connection with and in support of the U.S. Government contract under which the Data was delivered. Except as provided herein, the Data may not be used, disclosed, reproduced, modified, performed, or displayed without the prior written approval of NetApp, Inc. United States Government license rights for the Department of Defense are limited to those rights identified in DFARS clause 252.227-7015(b) (FEB 2014).

Trademark information

NETAPP, the NETAPP logo, and the marks listed at http://www.netapp.com/TM are trademarks of NetApp, Inc. Other company and product names may be trademarks of their respective owners.