



Manage StorageGRID systems

StorageGRID

NetApp

February 11, 2024

This PDF was generated from <https://docs.netapp.com/us-en/bluexp-storagegrid/task-view-storagegrid.html> on February 11, 2024. Always check docs.netapp.com for the latest.

Table of Contents

- Manage StorageGRID systems 1
 - View your StorageGRID systems 1
 - Use NetApp data services with StorageGRID 2
 - Remove a StorageGRID working environment 3

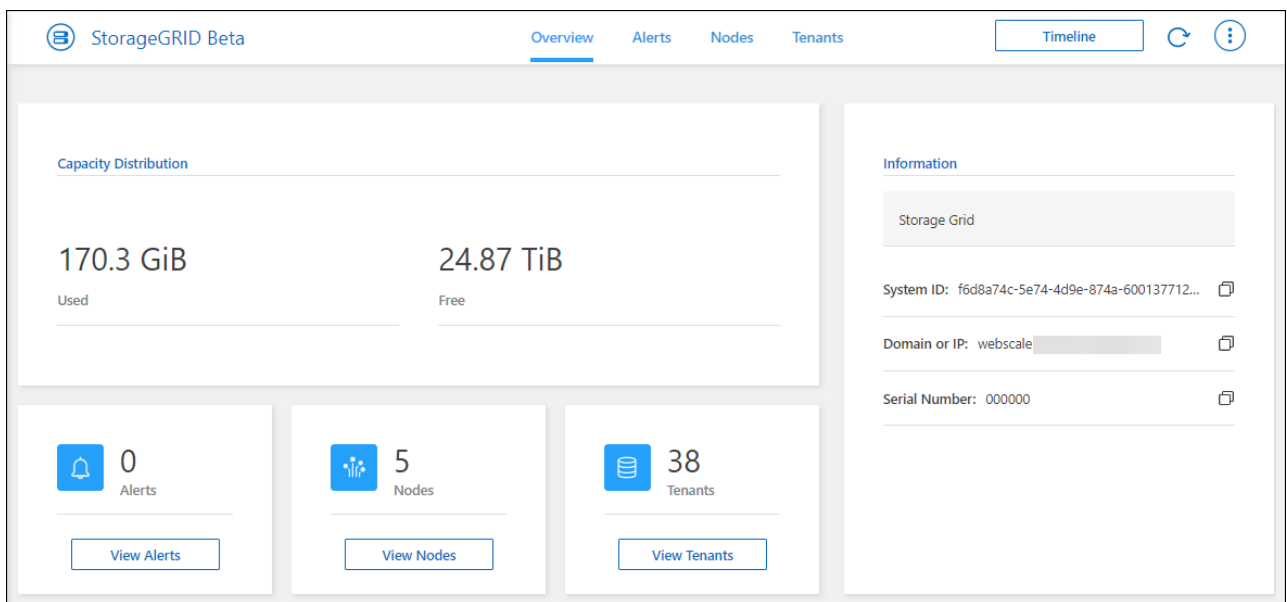
Manage StorageGRID systems

View your StorageGRID systems

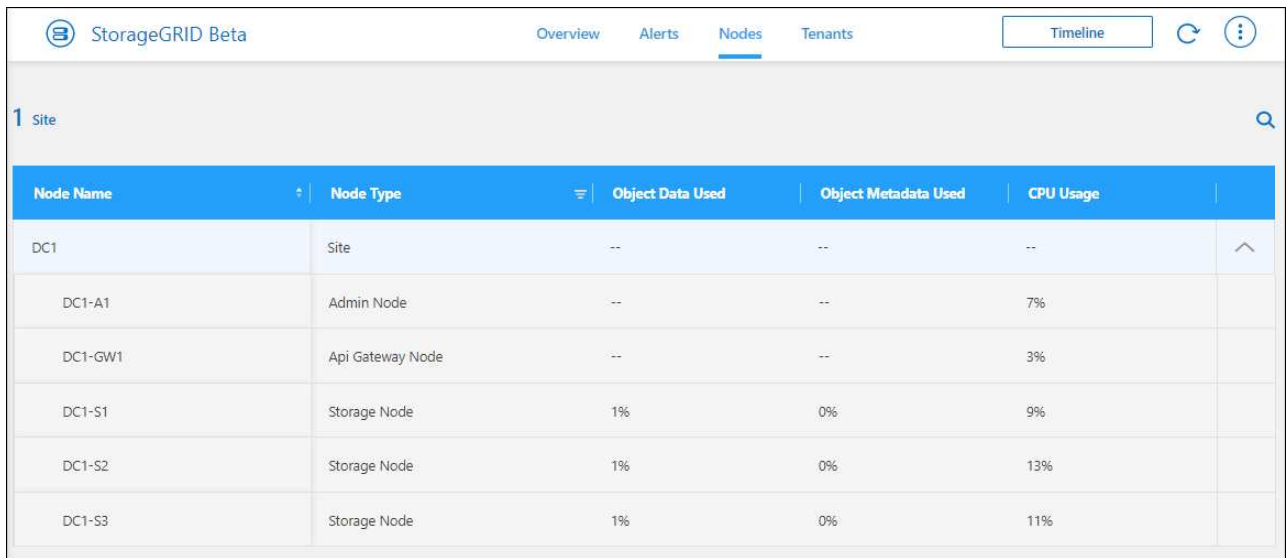
After you discover your StorageGRID systems, you can view details about capacity distribution and the associated alerts, nodes, and tenants.

Steps

1. From the navigation menu, select **Storage > Canvas**.
2. On the Canvas page, select the StorageGRID working environment that you want to view.
3. Select any of the tabs to view more details about your StorageGRID system:
 - **Overview:** A detailed view of the system's capacity distribution (used and free capacity), the number of system alerts, nodes, and tenants, and more.



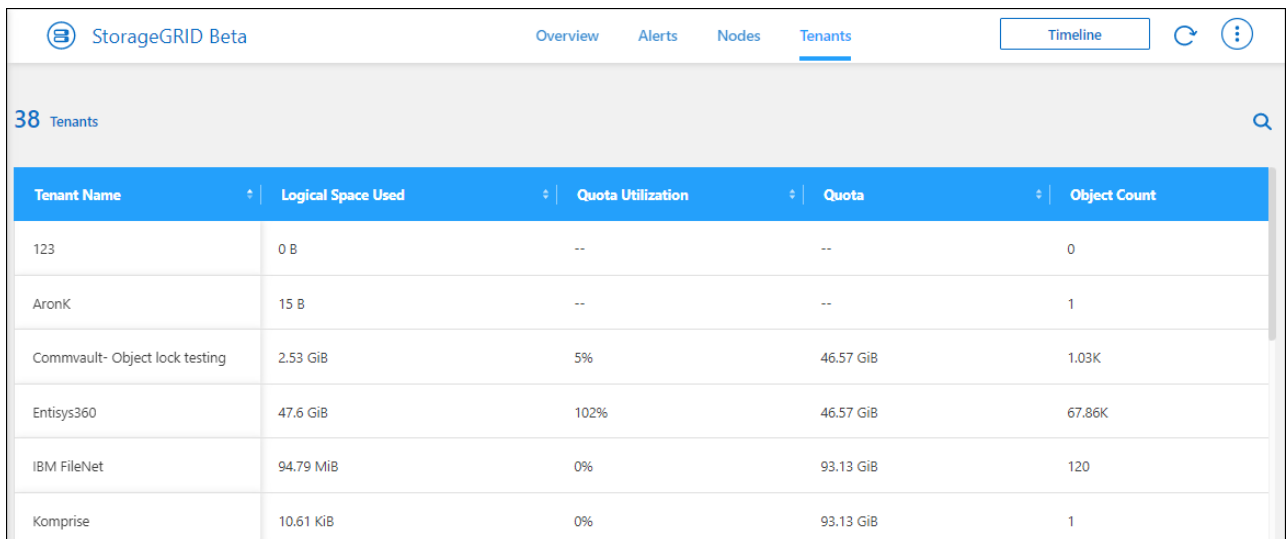
- **Alerts:** A summary of system alerts, which includes active alerts, resolved alerts, and silenced alerts.
- **Nodes:** Details about the admin node, API gateway node, and storage nodes. This includes percentages for object data used, object metadata used, and CPU usage.



The screenshot shows the 'Nodes' tab in the StorageGRID Beta interface. At the top, there are navigation links for Overview, Alerts, Nodes (selected), and Tenants. A 'Timeline' button and refresh/help icons are on the right. Below the header, it says '1 Site'. The table lists nodes with columns: Node Name, Node Type, Object Data Used, Object Metadata Used, and CPU Usage.

Node Name	Node Type	Object Data Used	Object Metadata Used	CPU Usage
DC1	Site	--	--	--
DC1-A1	Admin Node	--	--	7%
DC1-GW1	Api Gateway Node	--	--	3%
DC1-S1	Storage Node	1%	0%	9%
DC1-S2	Storage Node	1%	0%	13%
DC1-S3	Storage Node	1%	0%	11%

- **Tenants:** Key details about tenants, which includes logical space used, quota utilization, quota, and object count.



The screenshot shows the 'Tenants' tab in the StorageGRID Beta interface. At the top, there are navigation links for Overview, Alerts, Nodes, and Tenants (selected). A 'Timeline' button and refresh/help icons are on the right. Below the header, it says '38 Tenants'. The table lists tenants with columns: Tenant Name, Logical Space Used, Quota Utilization, Quota, and Object Count.

Tenant Name	Logical Space Used	Quota Utilization	Quota	Object Count
123	0 B	--	--	0
AronK	15 B	--	--	1
Commvault- Object lock testing	2.53 GiB	5%	46.57 GiB	1.03K
Entisys360	47.6 GiB	102%	46.57 GiB	67.86K
IBM FileNet	94.79 MiB	0%	93.13 GiB	120
Komprise	10.61 KiB	0%	93.13 GiB	1

Use NetApp data services with StorageGRID

After you discover a StorageGRID system in BlueXP, you can use NetApp's data services for backups and data synchronization.

- Use BlueXP backup and recovery to back up data from your on-premises ONTAP systems to object storage in your NetApp StorageGRID systems.

To get started, go to the BlueXP canvas and drag and drop an on-premises ONTAP working environment on your StorageGRID working environment.

[Learn more about backing up on-premises ONTAP data to StorageGRID](#)

- Use BlueXP copy and sync to synchronize data to or from a StorageGRID system.

To get started, go to the BlueXP canvas and drag and drop the source working environment on the target

working environment. StorageGRID can be either the source or target.

[Learn more about BlueXP copy and sync](#)

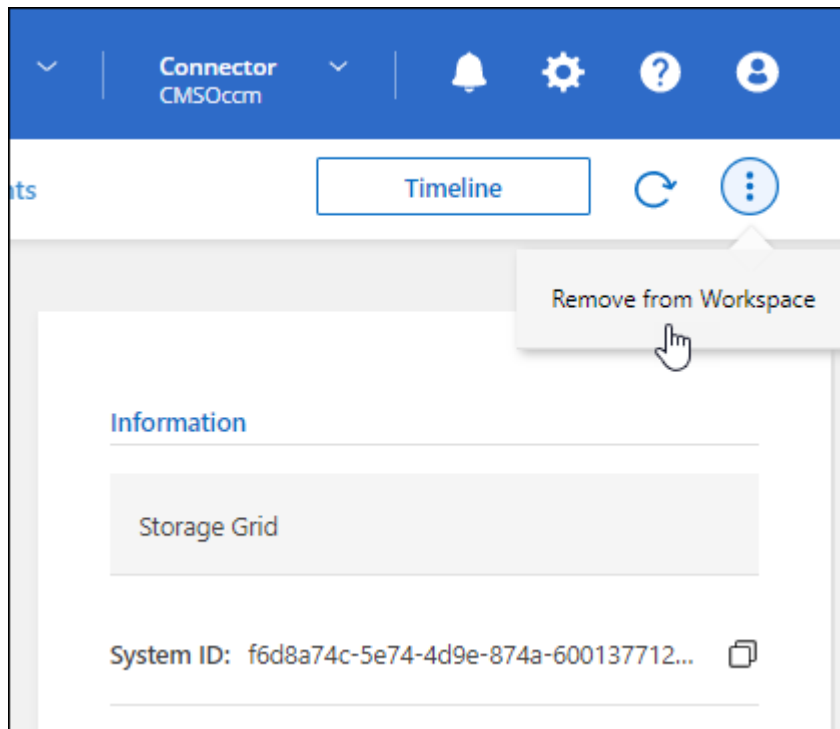
Remove a StorageGRID working environment

Remove a StorageGRID working environment if you no longer want to manage it from BlueXP.

Removing the working environment doesn't affect the StorageGRID system. You can rediscover it from BlueXP at any time.

Steps

1. From the navigation menu, select **Storage > Canvas**.
2. On the Canvas page, select the StorageGRID working environment.
3. Select the menu icon and select **Remove from Workspace**.



4. Select **Remove** to confirm.

Copyright information

Copyright © 2024 NetApp, Inc. All Rights Reserved. Printed in the U.S. No part of this document covered by copyright may be reproduced in any form or by any means—graphic, electronic, or mechanical, including photocopying, recording, taping, or storage in an electronic retrieval system—without prior written permission of the copyright owner.

Software derived from copyrighted NetApp material is subject to the following license and disclaimer:

THIS SOFTWARE IS PROVIDED BY NETAPP “AS IS” AND WITHOUT ANY EXPRESS OR IMPLIED WARRANTIES, INCLUDING, BUT NOT LIMITED TO, THE IMPLIED WARRANTIES OF MERCHANTABILITY AND FITNESS FOR A PARTICULAR PURPOSE, WHICH ARE HEREBY DISCLAIMED. IN NO EVENT SHALL NETAPP BE LIABLE FOR ANY DIRECT, INDIRECT, INCIDENTAL, SPECIAL, EXEMPLARY, OR CONSEQUENTIAL DAMAGES (INCLUDING, BUT NOT LIMITED TO, PROCUREMENT OF SUBSTITUTE GOODS OR SERVICES; LOSS OF USE, DATA, OR PROFITS; OR BUSINESS INTERRUPTION) HOWEVER CAUSED AND ON ANY THEORY OF LIABILITY, WHETHER IN CONTRACT, STRICT LIABILITY, OR TORT (INCLUDING NEGLIGENCE OR OTHERWISE) ARISING IN ANY WAY OUT OF THE USE OF THIS SOFTWARE, EVEN IF ADVISED OF THE POSSIBILITY OF SUCH DAMAGE.

NetApp reserves the right to change any products described herein at any time, and without notice. NetApp assumes no responsibility or liability arising from the use of products described herein, except as expressly agreed to in writing by NetApp. The use or purchase of this product does not convey a license under any patent rights, trademark rights, or any other intellectual property rights of NetApp.

The product described in this manual may be protected by one or more U.S. patents, foreign patents, or pending applications.

LIMITED RIGHTS LEGEND: Use, duplication, or disclosure by the government is subject to restrictions as set forth in subparagraph (b)(3) of the Rights in Technical Data -Noncommercial Items at DFARS 252.227-7013 (FEB 2014) and FAR 52.227-19 (DEC 2007).

Data contained herein pertains to a commercial product and/or commercial service (as defined in FAR 2.101) and is proprietary to NetApp, Inc. All NetApp technical data and computer software provided under this Agreement is commercial in nature and developed solely at private expense. The U.S. Government has a non-exclusive, non-transferrable, nonsublicensable, worldwide, limited irrevocable license to use the Data only in connection with and in support of the U.S. Government contract under which the Data was delivered. Except as provided herein, the Data may not be used, disclosed, reproduced, modified, performed, or displayed without the prior written approval of NetApp, Inc. United States Government license rights for the Department of Defense are limited to those rights identified in DFARS clause 252.227-7015(b) (FEB 2014).

Trademark information

NETAPP, the NETAPP logo, and the marks listed at <http://www.netapp.com/TM> are trademarks of NetApp, Inc. Other company and product names may be trademarks of their respective owners.