



# Use the Monitoring service

## Monitoring

NetApp  
June 07, 2022

# Table of Contents

- Use the Monitoring service ..... 1
- Monitor volume performance ..... 1
- Disable the Monitoring service ..... 3

# Use the Monitoring service

## Monitor volume performance

Gain insights into the health and performance of your Cloud Volumes ONTAP instances and troubleshoot and optimize the performance of your cloud storage environment.

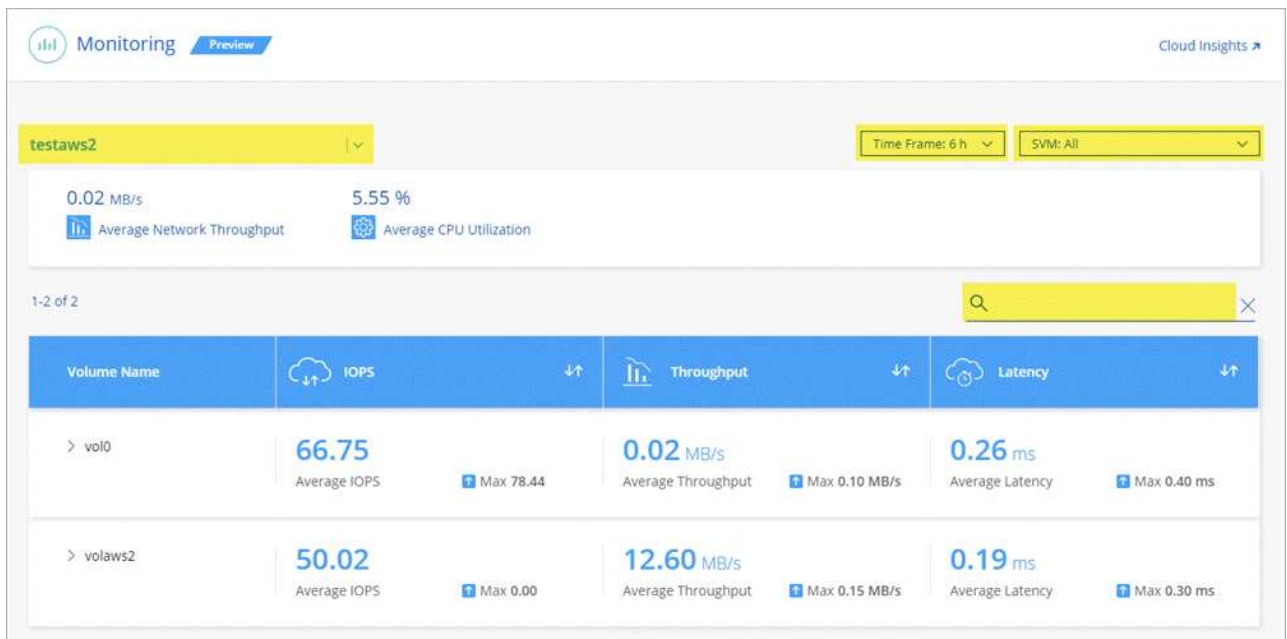
### Monitor your volumes from Cloud Manager

Monitor performance by viewing IOPS, throughput, and latency for each of your volumes.

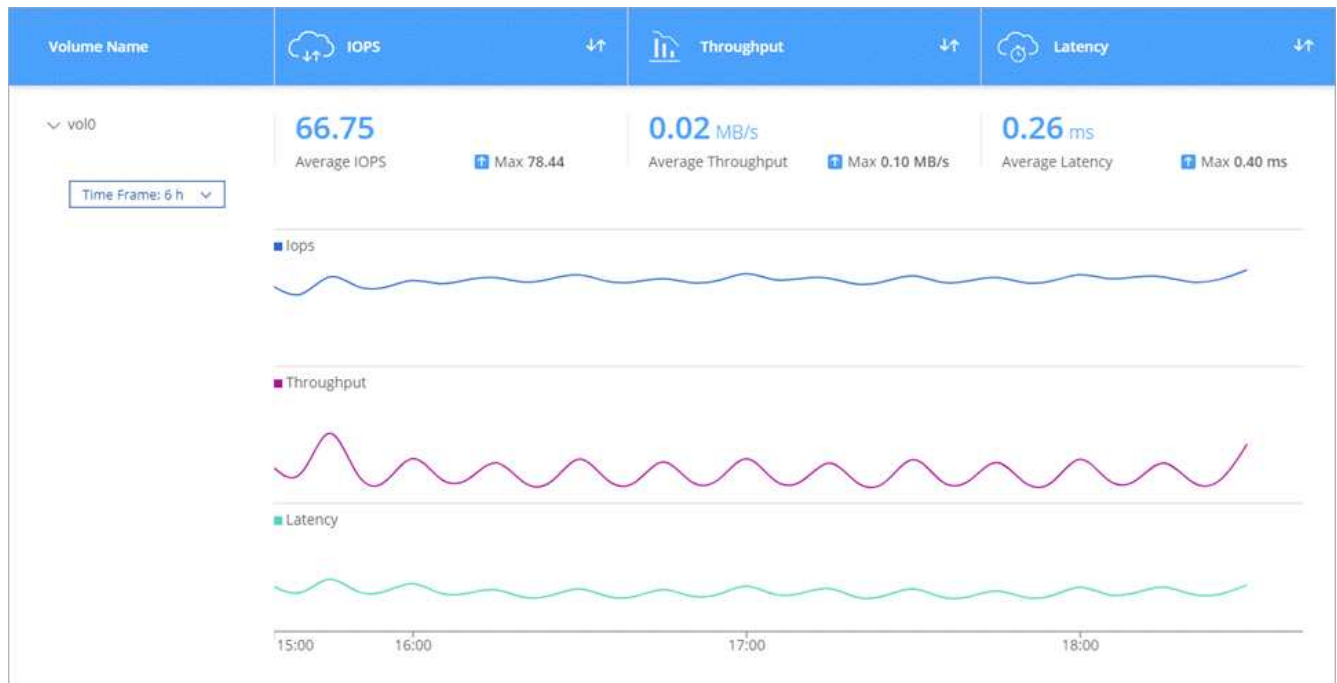
#### Steps

1. At the top of Cloud Manager, click **Monitoring**.
2. Filter the contents of the dashboard to get the information that you need.
  - Select a specific working environment.
  - Select a different timeframe.
  - Select a specific SVM.
  - Search for a specific volume.

The following image highlights each of these options:



3. Click a volume in the table to expand the row and view a timeline for IOPS, throughput, and latency.



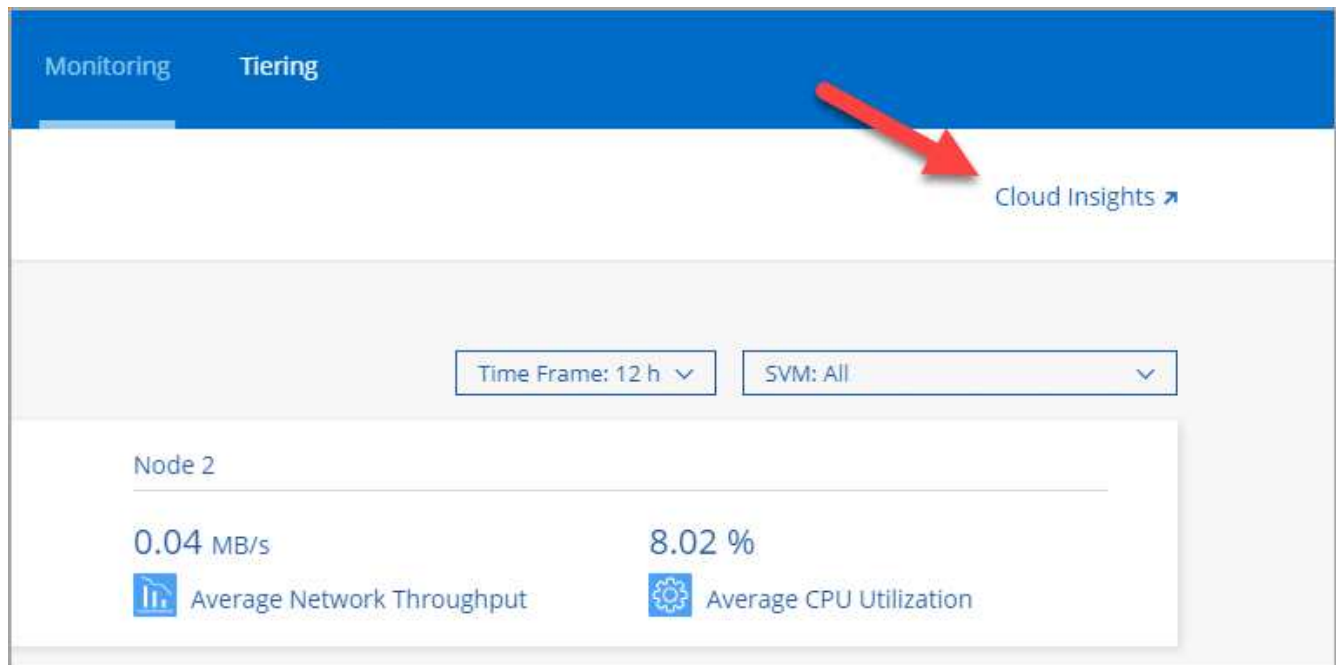
4. Use the data to identify performance issues to minimize impact on your users and apps.

## Get more information from Cloud Insights

The Monitoring tab in Cloud Manager provides basic performance data for your volumes. You can go to the Cloud Insights web interface from your browser to perform more in-depth monitoring and to configure alerts for your Cloud Volumes ONTAP systems.

### Steps

1. At the top of Cloud Manager, click **Monitoring**.
2. Click the **Cloud Insights** link.



## Result


Cloud Insights open in a new browser tab. If you need help, refer to the [Cloud Insights documentation](#).

## Disable the Monitoring service

If you no longer want to monitor Cloud Volumes ONTAP, you can disable the Monitoring service at any time.

If you disable monitoring from each of your working environments, you'll need to delete the virtual machine instance yourself. The instance is named *AcquisitionUnit* with a generated hash (UUID) concatenated to it. For example: *AcquisitionUnit-FAN7FqeH*

### Steps

1. At the top of Cloud Manager, click **Canvas**.
2. Select a working environment.
3. In the pane on the right, click the  icon and select **Deactivate Scan**.

## Copyright Information

Copyright © 2022 NetApp, Inc. All rights reserved. Printed in the U.S. No part of this document covered by copyright may be reproduced in any form or by any means-graphic, electronic, or mechanical, including photocopying, recording, taping, or storage in an electronic retrieval system-without prior written permission of the copyright owner.

Software derived from copyrighted NetApp material is subject to the following license and disclaimer:

THIS SOFTWARE IS PROVIDED BY NETAPP "AS IS" AND WITHOUT ANY EXPRESS OR IMPLIED WARRANTIES, INCLUDING, BUT NOT LIMITED TO, THE IMPLIED WARRANTIES OF MERCHANTABILITY AND FITNESS FOR A PARTICULAR PURPOSE, WHICH ARE HEREBY DISCLAIMED. IN NO EVENT SHALL NETAPP BE LIABLE FOR ANY DIRECT, INDIRECT, INCIDENTAL, SPECIAL, EXEMPLARY, OR CONSEQUENTIAL DAMAGES (INCLUDING, BUT NOT LIMITED TO, PROCUREMENT OF SUBSTITUTE GOODS OR SERVICES; LOSS OF USE, DATA, OR PROFITS; OR BUSINESS INTERRUPTION) HOWEVER CAUSED AND ON ANY THEORY OF LIABILITY, WHETHER IN CONTRACT, STRICT LIABILITY, OR TORT (INCLUDING NEGLIGENCE OR OTHERWISE) ARISING IN ANY WAY OUT OF THE USE OF THIS SOFTWARE, EVEN IF ADVISED OF THE POSSIBILITY OF SUCH DAMAGE.

NetApp reserves the right to change any products described herein at any time, and without notice. NetApp assumes no responsibility or liability arising from the use of products described herein, except as expressly agreed to in writing by NetApp. The use or purchase of this product does not convey a license under any patent rights, trademark rights, or any other intellectual property rights of NetApp.

The product described in this manual may be protected by one or more U.S. patents, foreign patents, or pending applications.

RESTRICTED RIGHTS LEGEND: Use, duplication, or disclosure by the government is subject to restrictions as set forth in subparagraph (c)(1)(ii) of the Rights in Technical Data and Computer Software clause at DFARS 252.277-7103 (October 1988) and FAR 52-227-19 (June 1987).

## Trademark Information

NETAPP, the NETAPP logo, and the marks listed at <http://www.netapp.com/TM> are trademarks of NetApp, Inc. Other company and product names may be trademarks of their respective owners.