



Asset Page Violations section

Cloud Insights

Tony Lavoie
August 24, 2020








Table of Contents

Asset Page Violations section 1

Asset Page Violations section

You can use the Violations section of an asset page to see the violations, if any, that occur in your environment as a result of a performance policy assigned to an asset. Performance policies monitor thresholds and enable you to detect a violation of a threshold immediately, identify the implication, and analyze the impact and root cause of the problem in a manner that enables rapid and effective correction.

The following example shows a Violations section that displays on an asset page for a hypervisor:

Violations	
243 items found Filter...	
Time ↓	Description
08/27/2018 8:59:27 PM	 10.197.144.53 violation with 'Memory Utilization - Total' > 5.00 % (value of 70.19 %) ⋮
08/27/2018 8:59:27 PM	 10.197.144.53 violation with 'CPU Utilization - Total' > 5.00 % (value of 27.59 %) ⋮
08/27/2018 1:45:04 PM	 10.197.144.53 violation with 'CPU Utilization - Total' > 5.00 % (value of 25.89 %) ⋮
08/27/2018 1:45:04 PM	 10.197.144.53 violation with 'Memory Utilization - Total' > 5.00 % (value of 68.61 %) ⋮
08/13/2018 12:55:04 PM	 10.197.144.53 violation with 'Memory Utilization - Total' > 5.00 % (value of 50.17 %) ⋮
08/13/2018 12:55:04 PM	 10.197.144.53 violation with 'CPU Utilization - Total' > 5.00 % (value of 16.66 %) ⋮
08/13/2018 11:30:44 AM	 10.197.144.53 violation with 'Memory Utilization - Total' > 5.00 % (value of 68.05 %) ⋮

The Violations section enables you to view and manage any of the violations that occur in your network as the result of a performance policy assigned to an asset.

Steps

- Locate an asset page by doing any of the following:
 - Type the name of the asset in the Search area, and then select the asset from the list.
 - In a dashboard widget, click on the name of an asset.
 - Query for a set of assets and select on from the results list.

The asset page displays. The Violations section displays the time the violation occurred and a description of the threshold that was crossed, along with a hyperlink to the asset on which the violation occurred (for example **2 violations for ds-30 with Latency - Total > 50**).

You can perform any of the following optional tasks:

- Use the filter box to show only specific violations.
- Change the sort order of the columns in a table to either ascending (up arrow) or descending (down arrow) by clicking the arrow in the column header.
- Click the asset name in any description to display its asset page; a red circle indicates issues that need further investigation.
- You can click the performance policy, which displays the Edit Policy dialog box, to review the performance policy and make changes to the policy if necessary.

If you determine the issue is no longer a cause for concern, click the "three dots" menu on the right and select "Dismiss Violation" to remove a violation from the list.

Copyright Information

Copyright © 2021 NetApp, Inc. All rights reserved. Printed in the U.S. No part of this document covered by copyright may be reproduced in any form or by any means-graphic, electronic, or mechanical, including photocopying, recording, taping, or storage in an electronic retrieval system-without prior written permission of the copyright owner.

Software derived from copyrighted NetApp material is subject to the following license and disclaimer:

THIS SOFTWARE IS PROVIDED BY NETAPP "AS IS" AND WITHOUT ANY EXPRESS OR IMPLIED WARRANTIES, INCLUDING, BUT NOT LIMITED TO, THE IMPLIED WARRANTIES OF MERCHANTABILITY AND FITNESS FOR A PARTICULAR PURPOSE, WHICH ARE HEREBY DISCLAIMED. IN NO EVENT SHALL NETAPP BE LIABLE FOR ANY DIRECT, INDIRECT, INCIDENTAL, SPECIAL, EXEMPLARY, OR CONSEQUENTIAL DAMAGES (INCLUDING, BUT NOT LIMITED TO, PROCUREMENT OF SUBSTITUTE GOODS OR SERVICES; LOSS OF USE, DATA, OR PROFITS; OR BUSINESS INTERRUPTION) HOWEVER CAUSED AND ON ANY THEORY OF LIABILITY, WHETHER IN CONTRACT, STRICT LIABILITY, OR TORT (INCLUDING NEGLIGENCE OR OTHERWISE) ARISING IN ANY WAY OUT OF THE USE OF THIS SOFTWARE, EVEN IF ADVISED OF THE POSSIBILITY OF SUCH DAMAGE.

NetApp reserves the right to change any products described herein at any time, and without notice. NetApp assumes no responsibility or liability arising from the use of products described herein, except as expressly agreed to in writing by NetApp. The use or purchase of this product does not convey a license under any patent rights, trademark rights, or any other intellectual property rights of NetApp.

The product described in this manual may be protected by one or more U.S. patents, foreign patents, or pending applications.

RESTRICTED RIGHTS LEGEND: Use, duplication, or disclosure by the government is subject to restrictions as set forth in subparagraph (c)(1)(ii) of the Rights in Technical Data and Computer Software clause at DFARS 252.277-7103 (October 1988) and FAR 52-227-19 (June 1987).

Trademark Information

NETAPP, the NETAPP logo, and the marks listed at <http://www.netapp.com/TM> are trademarks of NetApp, Inc. Other company and product names may be trademarks of their respective owners.