



# **Monitoring your Environment**

## **Data Infrastructure Insights**

NetApp  
February 03, 2026

This PDF was generated from [https://docs.netapp.com/us-en/data-infrastructure-insights/concept\\_audit.html](https://docs.netapp.com/us-en/data-infrastructure-insights/concept_audit.html) on February 03, 2026. Always check docs.netapp.com for the latest.

# Table of Contents

- Monitoring your Environment ..... 1
  - Auditing ..... 1
    - Viewing Audited Events ..... 1
    - Displaying audit entries ..... 1
    - Audited Events and Actions ..... 2
    - Exporting Audit Events ..... 3
    - Retention of Audit Data ..... 3
    - Troubleshooting ..... 3
  - Active IQ Digital Advisor ..... 4
    - Opening the Digital Advisor page ..... 5
    - Querying for Risks ..... 5
    - Dashboards ..... 5

# Monitoring your Environment

## Auditing

To identify changes both expected (for tracking) or unexpected (for troubleshooting), you can view an audit trail of the Data Infrastructure Insights system events and user activities.

### Viewing Audited Events

To View the Audit page, click **Admin > Audit** in the menu. The Audit page is displayed, providing the following details for each audit entry:

- **Time** - Date and time of the event or activity
- **User** - The User who initiated the activity
- **Role** - The user's role in Data Infrastructure Insights (guest, user, administrator)
- **IP** - The IP address associated with the event
- **Action** - Type of activity, for example Login, Create, Update
- **Category** - The category of activity
- **Details** - Details of the activity

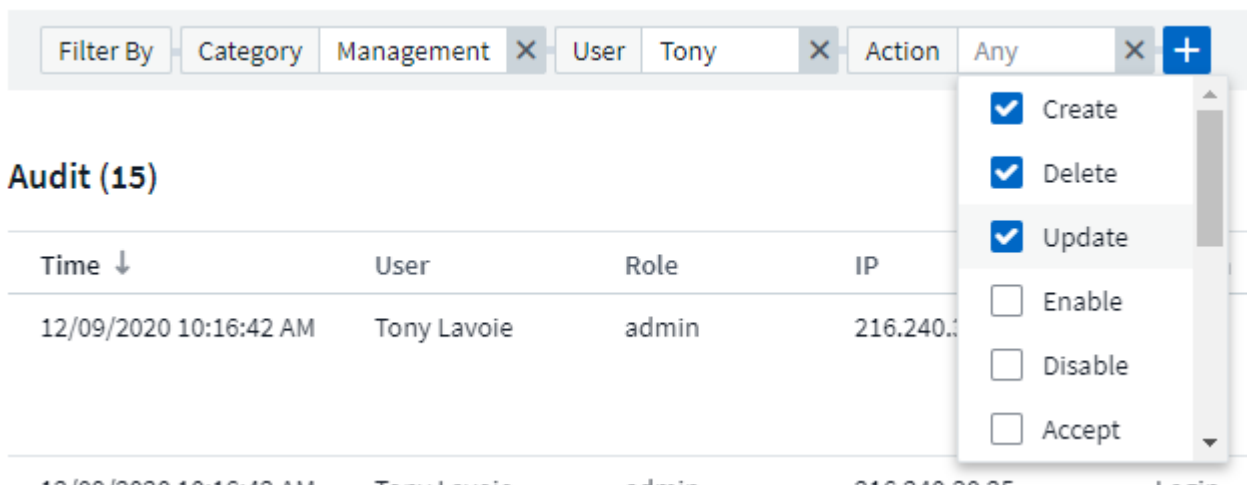
### Displaying audit entries

There are a number of different ways to view audit entries:

- You can display audit entries by choosing a particular time period (1 hour, 24 hours, 3 days, etc.).
- You can change the sort order of entries to either ascending (up arrow) or descending (down arrow) by clicking the arrow in the column header.

By default, the table displays the entries in descending time order.

- You can use the filter fields to show only the entries you want in the table. Click the [+] button to add additional filters.



The screenshot shows the 'Audit' page interface. At the top, there is a filter bar with the following components: 'Filter By', 'Category' (set to 'Management'), 'User' (set to 'Tony'), and 'Action' (set to 'Any'). A blue '+' button is on the right of the filter bar. Below the filter bar, the text 'Audit (15)' is displayed. A table with the following columns is shown: 'Time' (with a downward arrow), 'User', 'Role', and 'IP'. The first row of data shows: '12/09/2020 10:16:42 AM', 'Tony Lavoie', 'admin', and '216.240.1.1'. A dropdown menu is open over the 'Action' filter, showing a list of actions: 'Create' (checked), 'Delete' (checked), 'Update' (checked), 'Enable' (unchecked), 'Disable' (unchecked), and 'Accept' (unchecked).

Time ↓	User	Role	IP
12/09/2020 10:16:42 AM	Tony Lavoie	admin	216.240.1.1

## More on Filtering

You can use any of the following to refine your filter:

Filter	What it does	Example	Result
* (Asterisk)	enables you to search for everything	vol*rhel	returns all resources that start with "vol" and end with "rhel"
? (question mark)	enables you to search for a specific number of characters	BOS-PRD??-S12	returns BOS-PRD <b>12</b> -S12, BOS-PRD <b>23</b> -S12, and so on
OR	enables you to specify multiple entities	FAS2240 OR CX600 OR FAS3270	returns any of FAS2440, CX600, or FAS3270
NOT	allows you to exclude text from the search results	NOT EMC*	returns everything that does not start with "EMC"
None	searches for blank/NULL/None in any field where selected	None	returns results where the target field is not empty
Not *	as with <i>None</i> above, but you can also use this form to search for NULL values in <i>text-only</i> fields	Not *	returns results where the target field is not empty.
""	searches for an exact match	"NetApp*"	returns results containing the exact literal string <i>NetApp*</i>

If you enclose a filter string in double quotes, Insight treats everything between the first and last quote as an exact match. Any special characters or operators inside the quotes will be treated as literals. For example, filtering for ""\*"" will return results that are a literal asterisk; the asterisk will not be treated as a wildcard in this case. The operators OR and NOT will also be treated as literal strings when enclosed in double quotes.

## Audited Events and Actions

The events and actions audited by Data Infrastructure Insights can be categorized in the following broad areas:

- **User account:** Log in, log out, role change, etc.
- **Acquisition Unit:** create, delete, etc.

Example: *Acquisition unit **AU-Boston-1** removed.*

- **Data Collector:** add, remove, modify, postpone/resume, change acquisition unit, start/stop, etc.

Example: *Datasource **FlexPod Lab** removed, vendor **NetApp**, model **ONTAP Data Management Software**, ip **192.168.106.5**.*

- **Application:** add, assign to object, remove, etc.

Example: *Internal Volume **ocisedev:t1appSVM01:t1appFlexVol01** added to application **Test App**.*

- **Annotation:** add, assign, remove, annotation rule actions, annotation value changes, etc.

Example: Annotation value **Boston** added to annotation type **SalesOffice**.

- **Query:** add, remove, etc.

Example: Query **TL Sales Query** is added.

- **Monitor:** add, remove, etc.

Example: Monitor **Aggr Size - CI Alerts Notifications Dev** updated


- **Notification:** change email, etc.

Example: Recipient **ci-alerts-notifications-dl** created

## Exporting Audit Events

You can export the results of your Audit display to a .CSV file, which will allow you to analyze the data or import it into another application.

### Steps

1. On the Audit page, set the desired time range and any filters you want. Data Infrastructure Insights will export only the Audit entries that match the filtering and time range you have set.
2. Click the *Export* button  in the upper right of the table.

The displayed Audit events will be exported to a .CSV file, up to a maximum of 10,000 rows.

## Retention of Audit Data

The amount of time Data Infrastructure Insights retains Audit data is based on your subscription:

- Trial environments: Audit data is retained for 30 days
- Subscribed environments: Audit data is retained for 1 year plus 1 day

Audit entries older than the retention time are automatically purged. No user interaction is needed.

Audit entries older than the retention time are automatically purged. No user interaction is needed.

## Troubleshooting

Here you will find suggestions for troubleshooting problems with Audit.

Problem:	Try this:
I see Audit messages telling me that a monitor has been exported.	Export of a custom monitor configuration is typically used by NetApp engineers during development and testing of new features. If you did not expect to see this message, please consider exploring the actions of the user named in the audited action or contact support.

# Active IQ Digital Advisor

NetApp [Active IQ Digital Advisor](#) (also known as Digital Advisor) provides a series of visualizations, analytics, and other support-related services to NetApp customers for their hardware / software systems. The data reported by Digital Advisor can enhance troubleshooting of system problems and also provide insight into optimization and predictive analysis related to your devices.

Data Infrastructure Insights collects the **Risks** for any NetApp Clustered Data ONTAP storage system that is monitored and reported by Digital Advisor. Risks reported for the storage systems are collected automatically by Data Infrastructure Insights as part of its data collection from those devices. You must add the appropriate data collector to Data Infrastructure Insights to collect Digital Advisor risk information.

Data Infrastructure Insights will not show risk data for ONTAP systems that are not monitored and reported by Digital Advisor.

The risks reported are shown in Data Infrastructure Insights on the *storage* and *storage node* asset landing pages, in the "Risks" table. The table shows Risk Detail, Category of risk, and Potential Impact of the risk, and also provides a link to the Digital Advisor page summarizing all risks for the storage node (NetApp Support account sign-in required).

Risks				
108 items found <span>Filter...</span>				
Object ↑	Risk Detail	Category	Potential Impact	Source
 tawny01	The following certificates have expired or are expiring within 30 days: Expired: 53CF9553, 53C504D4, 53D671B4, Expiring within 30 days: None	System Configuration	Clients may not be able to connect to the cluster over secure (SSL based) protocols.	 Active IQ 
 tawny01	None of the NIS servers configured for SVM(s) tawny_svm_oci_markic can be contacted.	CIFS Protocol	Potential CIFS and NFS outages may occur.	 Active IQ 
 tawny01	ONTAP version 8.3.2 has entered the Self-Service Support period.	ONTAP	Self-Service Support is the time period where NetApp does not provide support for a version of a software product, but related documentation is still available on the NetApp Support Site.	 Active IQ 

A count of reported risks is also shown in the landing page's Summary widget, with a link to the appropriate Digital Advisor page. On a *storage* landing page, the count is a sum of risks from all underlying storage nodes.

### Storage Summary

Model:  
FAS6210

Vendor:  
NetApp

Family:  
FAS6200

Serial Number:  
1-80-000013

IP:  
10.197.143.25

Microcode Version:  
8.3.2 clustered Data ONTAP

Raw Capacity:  
80,024.3 GB

Latency - Total:  
0.77 ms




IOPS - Total:  
1,819.19 IO/s

Throughput - Total:  
41.69 MB/s

Management:  
[HTTPS://10.197.143.25:443](https://10.197.143.25:443)

FC Fabrics Connected:  
0

Performance Policies:

Risks:  
 108 risks detected  
by  Active IQ 

## Opening the Digital Advisor page

When clicking on the link to an Digital Advisor page, if you are not currently signed in to your Digital Advisor account, you must perform the following steps to view the Digital Advisor page for the storage node.

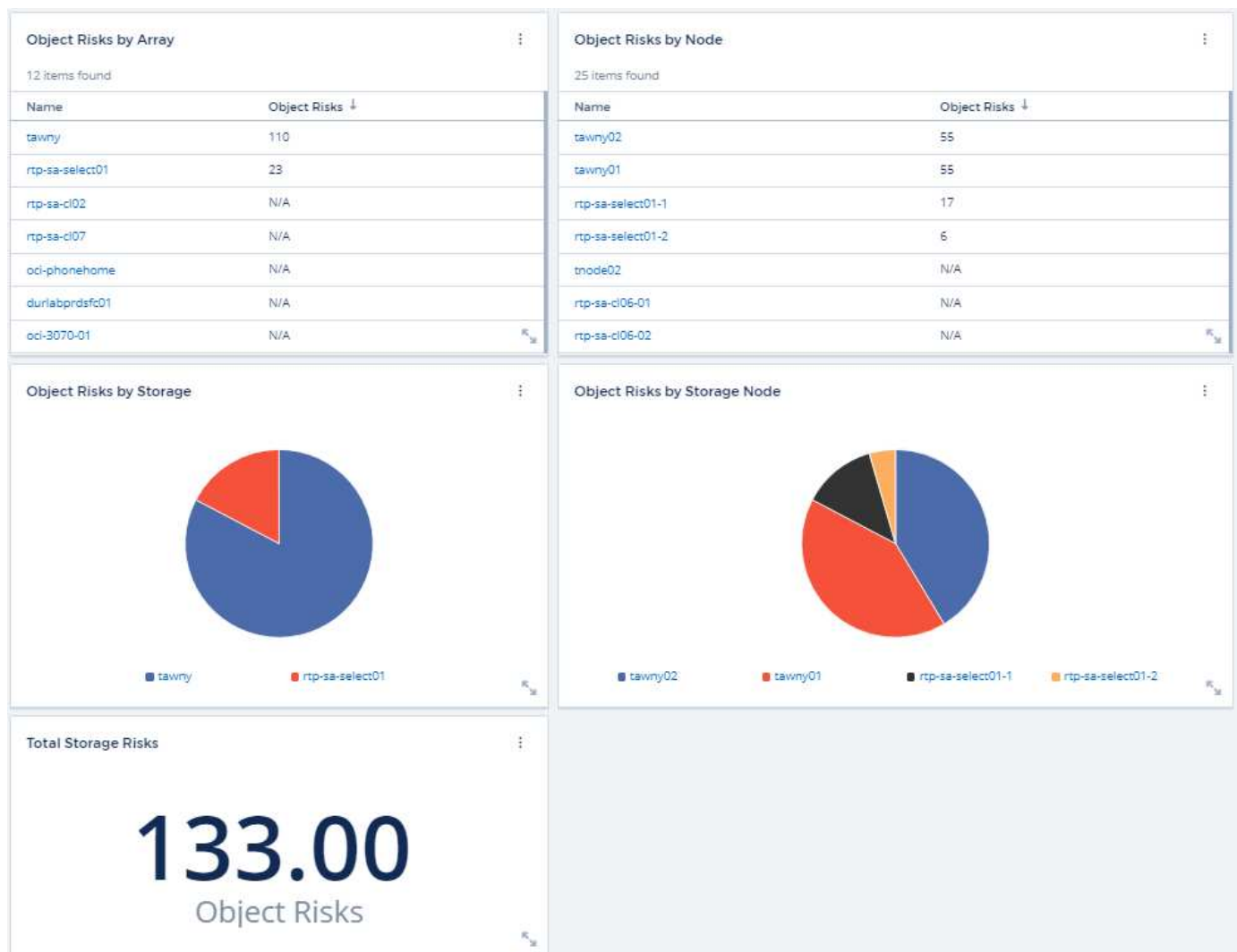
1. In the Data Infrastructure Insights Summary widget or Risks table, click the "Digital Advisor" link.
2. Sign in to your NetApp Support account. You are taken directly to the storage node page in Digital Advisor.

## Querying for Risks

In Data Infrastructure Insights, you can add the **monitoring.count** column to a storage or storage node query. If the returned result includes Digital Advisor-Monitored storage systems, the monitoring.count column will display the number of risks for the storage system or node.

## Dashboards

You can build widgets (e.g. pie chart, table widget, bar, column, scatter plot, and single value widgets) in order to visualize object risks for storage and storage nodes for NetApp Clustered Data ONTAP systems monitored by Digital Advisor. "Object Risks" can be selected as a column or metric in these widgets where Storage or Storage Node is the object of focus.



## Copyright information

Copyright © 2026 NetApp, Inc. All Rights Reserved. Printed in the U.S. No part of this document covered by copyright may be reproduced in any form or by any means—graphic, electronic, or mechanical, including photocopying, recording, taping, or storage in an electronic retrieval system—without prior written permission of the copyright owner.

Software derived from copyrighted NetApp material is subject to the following license and disclaimer:

THIS SOFTWARE IS PROVIDED BY NETAPP “AS IS” AND WITHOUT ANY EXPRESS OR IMPLIED WARRANTIES, INCLUDING, BUT NOT LIMITED TO, THE IMPLIED WARRANTIES OF MERCHANTABILITY AND FITNESS FOR A PARTICULAR PURPOSE, WHICH ARE HEREBY DISCLAIMED. IN NO EVENT SHALL NETAPP BE LIABLE FOR ANY DIRECT, INDIRECT, INCIDENTAL, SPECIAL, EXEMPLARY, OR CONSEQUENTIAL DAMAGES (INCLUDING, BUT NOT LIMITED TO, PROCUREMENT OF SUBSTITUTE GOODS OR SERVICES; LOSS OF USE, DATA, OR PROFITS; OR BUSINESS INTERRUPTION) HOWEVER CAUSED AND ON ANY THEORY OF LIABILITY, WHETHER IN CONTRACT, STRICT LIABILITY, OR TORT (INCLUDING NEGLIGENCE OR OTHERWISE) ARISING IN ANY WAY OUT OF THE USE OF THIS SOFTWARE, EVEN IF ADVISED OF THE POSSIBILITY OF SUCH DAMAGE.

NetApp reserves the right to change any products described herein at any time, and without notice. NetApp assumes no responsibility or liability arising from the use of products described herein, except as expressly agreed to in writing by NetApp. The use or purchase of this product does not convey a license under any patent rights, trademark rights, or any other intellectual property rights of NetApp.

The product described in this manual may be protected by one or more U.S. patents, foreign patents, or pending applications.

LIMITED RIGHTS LEGEND: Use, duplication, or disclosure by the government is subject to restrictions as set forth in subparagraph (b)(3) of the Rights in Technical Data -Noncommercial Items at DFARS 252.227-7013 (FEB 2014) and FAR 52.227-19 (DEC 2007).

Data contained herein pertains to a commercial product and/or commercial service (as defined in FAR 2.101) and is proprietary to NetApp, Inc. All NetApp technical data and computer software provided under this Agreement is commercial in nature and developed solely at private expense. The U.S. Government has a non-exclusive, non-transferrable, nonsublicensable, worldwide, limited irrevocable license to use the Data only in connection with and in support of the U.S. Government contract under which the Data was delivered. Except as provided herein, the Data may not be used, disclosed, reproduced, modified, performed, or displayed without the prior written approval of NetApp, Inc. United States Government license rights for the Department of Defense are limited to those rights identified in DFARS clause 252.227-7015(b) (FEB 2014).

## Trademark information

NETAPP, the NETAPP logo, and the marks listed at <http://www.netapp.com/TM> are trademarks of NetApp, Inc. Other company and product names may be trademarks of their respective owners.