



Monitor rules in your infrastructure

Converged Systems Advisor

Rachel Lithman
April 13, 2020

Table of Contents

- Monitor rules in your infrastructure 1
 - Review alerts for failed rules and warnings 1
 - Remediate failed rules 1
 - Suppress failed rules 2
 - Display suppressed rules 3

Monitor rules in your infrastructure

To monitor your infrastructure, you can remediate failed rules, suppress rules, view the list of rules that have been suppressed and, if desired, select to end the suppression.

Review alerts for failed rules and warnings

Converged Systems Advisor continuously monitors your infrastructure and generates warnings and failures to ensure that the system is configured and performing to best practices.

Steps

1. Log in to the [Converged Systems Advisor portal](#) and click **Rules**.

The Rules page displays a summary of all rules. The status for each rule is either **Pass**, **Warning**, or **Fail**.

2. Click the filter icon in the Status column and select **Fail**, **Warning**, or both.

3. Review details about individual rules by clicking the arrow next to the Status column.

4. Follow the instructions in the resolution to fix the issue.

If needed, [review the configuration history](#) for the infrastructure to help you resolve the issue.

After you finish

The status for the rules that you addressed should display as Pass after the agent's next collection period.

Remediate failed rules

Converged Systems Advisor can resolve some failed rules for you by correcting the underlying issue with the converged infrastructure.

About this task

- You must have the Premium license.
- You must be assigned as an owner of the converged infrastructure.

Steps

1. Log in to the [Converged Systems Advisor portal](#) and click **Rules**.

The Rules page displays a summary of all rules. The status for each rule is either **Pass**, **Warning**, or **Fail**.

2. Select **Filter rules that can be remediated**.

3. Expand the rule that you want to resolve.

- 4.

Click  in the top right corner of the expanded rule.

If the icon is disabled, it's either because the agent is offline, you don't have Owner privileges, or because you don't have a Premium license.

5. If necessary, fill in the input values.

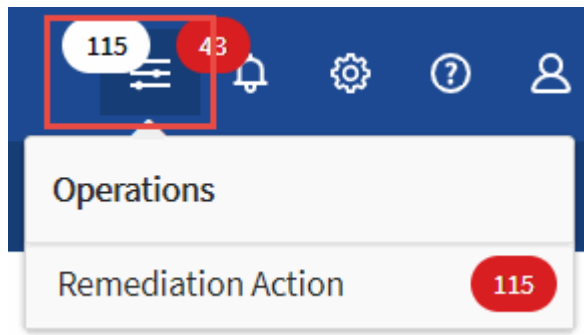
Depending on the failed rule, some input values are necessary to resolve the issue.

6. If you want a data collection to be taken after the successful completion of the remediation, then select the option **Collect When Remediation Job Completes**.

7. Click **Run remediation**.

8. Click **Confirm**.

9. To view actions being taken to resolve failed rules, click the **Operations** icon and selection **Remediation Action**.



Suppress failed rules

Converged Systems Advisor allows you to suppress rules so that do not show up in dashboard and no longer send email notifications on rule failure.

For example, enabling telnet is not recommended, but if you prefer to enable it, you can suppress the rule.

About this task

You must have the Premium license to configure notifications.

Steps

1. From the Dashboard, click **Rules**.
2. Find the rules that you are looking for by filtering the contents of the table.
3. Select one or more rows for rules that have a status of Warning or Fail and then click the **Alerts** icon.

Component	Sub-category	Resource
Storage	Discovery	Cluster
Storage	Discovery	Cluster
Storage	Discovery	Cluster

4. Select a duration and then click **Submit**.



If you want to enable the alerts, follow these same steps and select **End Suppression**.

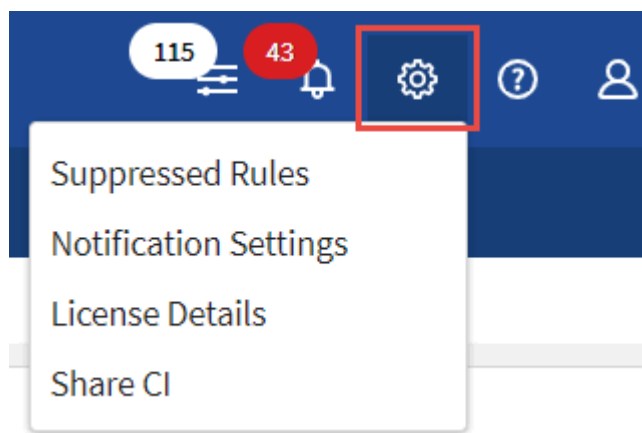
Result

Converged Systems Advisor no longer notifies you about the rule for the specified duration and the rule will no longer be visible in the dashboard.

Display suppressed rules






Steps

1. Click the **Settings** icon and select **Suppressed Rules**.



2. Select the suppressed rules that you want to begin displaying.

3. Click the **Alerts** icon.

4 items selected		Global Filter			
Component		Sub-category		Resource	
Storage		Discovery		Cluster	
Storage		Discovery		Cluster	
Storage		Discovery		Cluster	

4. Select **End Suppression** and then click **Submit**.

Result

Alerts are enabled for the selected rule and the rule is displayed in the Rules table and dashboard.

Copyright Information

Copyright © 2021 NetApp, Inc. All rights reserved. Printed in the U.S. No part of this document covered by copyright may be reproduced in any form or by any means-graphic, electronic, or mechanical, including photocopying, recording, taping, or storage in an electronic retrieval system-without prior written permission of the copyright owner.

Software derived from copyrighted NetApp material is subject to the following license and disclaimer:

THIS SOFTWARE IS PROVIDED BY NETAPP "AS IS" AND WITHOUT ANY EXPRESS OR IMPLIED WARRANTIES, INCLUDING, BUT NOT LIMITED TO, THE IMPLIED WARRANTIES OF MERCHANTABILITY AND FITNESS FOR A PARTICULAR PURPOSE, WHICH ARE HEREBY DISCLAIMED. IN NO EVENT SHALL NETAPP BE LIABLE FOR ANY DIRECT, INDIRECT, INCIDENTAL, SPECIAL, EXEMPLARY, OR CONSEQUENTIAL DAMAGES (INCLUDING, BUT NOT LIMITED TO, PROCUREMENT OF SUBSTITUTE GOODS OR SERVICES; LOSS OF USE, DATA, OR PROFITS; OR BUSINESS INTERRUPTION) HOWEVER CAUSED AND ON ANY THEORY OF LIABILITY, WHETHER IN CONTRACT, STRICT LIABILITY, OR TORT (INCLUDING NEGLIGENCE OR OTHERWISE) ARISING IN ANY WAY OUT OF THE USE OF THIS SOFTWARE, EVEN IF ADVISED OF THE POSSIBILITY OF SUCH DAMAGE.

NetApp reserves the right to change any products described herein at any time, and without notice. NetApp assumes no responsibility or liability arising from the use of products described herein, except as expressly agreed to in writing by NetApp. The use or purchase of this product does not convey a license under any patent rights, trademark rights, or any other intellectual property rights of NetApp.

The product described in this manual may be protected by one or more U.S. patents, foreign patents, or pending applications.

RESTRICTED RIGHTS LEGEND: Use, duplication, or disclosure by the government is subject to restrictions as set forth in subparagraph (c)(1)(ii) of the Rights in Technical Data and Computer Software clause at DFARS 252.277-7103 (October 1988) and FAR 52-227-19 (June 1987).

Trademark Information

NETAPP, the NETAPP logo, and the marks listed at <http://www.netapp.com/TM> are trademarks of NetApp, Inc. Other company and product names may be trademarks of their respective owners.