



Use basic options in the Element software UI

Element Software

NetApp
June 10, 2024

Table of Contents

- Use basic options in the Element software UI 1
 - For more information 1
 - View API activity 1
- Icons in the Element interface 2
- Provide feedback 3

Use basic options in the Element software UI

The NetApp Element software web user interface (Element UI) enables you to monitor and perform common tasks on your SolidFire system.

Basic options include viewing API commands activated by UI activity and providing feedback.

- [View API activity](#)
- [Icons in the Element interface](#)
- [Provide feedback](#)

For more information

- [SolidFire and Element Software Documentation](#)
- [NetApp Element Plug-in for vCenter Server](#)

View API activity

The Element system uses the NetApp Element API as the foundation for its features and functionality. The Element UI enables you to view various types of real-time API activity on the system as you use the interface. With the API log, you can view user-initiated and background system API activity, as well as API calls made on the page you are currently viewing.

You can use the API log to identify what API methods are used for certain tasks, and see how to use the API methods and objects to build custom applications.

For information about each method, see [Element Software API reference](#).

1. From the Element UI navigation bar, click **API Log**.
2. To modify the type of API activity displayed in the API Log window, perform the following steps:
 - a. Select **Requests** to display API request traffic.
 - b. Select **Responses** to display API response traffic.
 - c. Filter the types of API traffic by selecting one of the following:
 - **User Initiated**: API traffic by your activities during this web UI session.
 - **Background Polling**: API traffic generated by background system activity.
 - **Current Page**: API traffic generated by tasks on the page you are currently viewing.

Find more information

- [Managing storage with the Element API](#)
- [SolidFire and Element Software Documentation](#)
- [NetApp Element Plug-in for vCenter Server](#)

Interface refresh rate impacted by cluster load

Depending on API response times, the cluster might automatically adjust the data refresh interval for certain portions of the NetApp Element software page you are viewing.









The refresh interval is reset to the default when you reload the page in your browser. You can see the current refresh interval by clicking the cluster name in the upper-right of the page. Note that the interval controls how often API requests are made, not how quickly the data comes back from the server.





When a cluster is under heavy load, it might queue API requests from the Element UI. In rare circumstances, when system response is significantly delayed, such as a slow network connection combined with a busy cluster, you might be logged out of the Element UI if the system does not respond to queued API requests quickly enough. If you are redirected to the logout screen, you can log in again after dismissing any initial browser authentication prompt. Upon returning to the overview page, you might be prompted for cluster credentials if they are not saved by your browser.

Icons in the Element interface

The NetApp Element software interface displays icons to represent actions you can take on system resources.

The following table provides a quick reference:

Icon	Description
	Actions
	Backup to
	Clone or copy
	Delete or purge
	Edit
	Filter
	Pair
	Refresh

	Restore
	Restore from
	Rollback
	Snapshot

Provide feedback

You can help improve the Element software web user interface and address any UI issues by using the feedback form that is accessible throughout the UI.

1. From any page in the Element UI, click the **Feedback** button.
2. Enter relevant information in the Summary and Description fields.
3. Attach any helpful screenshots.
4. Enter a name and email address.
5. Select the check box to include data about your current environment.
6. Click **Submit**.

Find more information

- [SolidFire and Element Software Documentation](#)
- [NetApp Element Plug-in for vCenter Server](#)

Copyright information

Copyright © 2024 NetApp, Inc. All Rights Reserved. Printed in the U.S. No part of this document covered by copyright may be reproduced in any form or by any means—graphic, electronic, or mechanical, including photocopying, recording, taping, or storage in an electronic retrieval system—without prior written permission of the copyright owner.

Software derived from copyrighted NetApp material is subject to the following license and disclaimer:

THIS SOFTWARE IS PROVIDED BY NETAPP "AS IS" AND WITHOUT ANY EXPRESS OR IMPLIED WARRANTIES, INCLUDING, BUT NOT LIMITED TO, THE IMPLIED WARRANTIES OF MERCHANTABILITY AND FITNESS FOR A PARTICULAR PURPOSE, WHICH ARE HEREBY DISCLAIMED. IN NO EVENT SHALL NETAPP BE LIABLE FOR ANY DIRECT, INDIRECT, INCIDENTAL, SPECIAL, EXEMPLARY, OR CONSEQUENTIAL DAMAGES (INCLUDING, BUT NOT LIMITED TO, PROCUREMENT OF SUBSTITUTE GOODS OR SERVICES; LOSS OF USE, DATA, OR PROFITS; OR BUSINESS INTERRUPTION) HOWEVER CAUSED AND ON ANY THEORY OF LIABILITY, WHETHER IN CONTRACT, STRICT LIABILITY, OR TORT (INCLUDING NEGLIGENCE OR OTHERWISE) ARISING IN ANY WAY OUT OF THE USE OF THIS SOFTWARE, EVEN IF ADVISED OF THE POSSIBILITY OF SUCH DAMAGE.

NetApp reserves the right to change any products described herein at any time, and without notice. NetApp assumes no responsibility or liability arising from the use of products described herein, except as expressly agreed to in writing by NetApp. The use or purchase of this product does not convey a license under any patent rights, trademark rights, or any other intellectual property rights of NetApp.

The product described in this manual may be protected by one or more U.S. patents, foreign patents, or pending applications.

LIMITED RIGHTS LEGEND: Use, duplication, or disclosure by the government is subject to restrictions as set forth in subparagraph (b)(3) of the Rights in Technical Data -Noncommercial Items at DFARS 252.227-7013 (FEB 2014) and FAR 52.227-19 (DEC 2007).

Data contained herein pertains to a commercial product and/or commercial service (as defined in FAR 2.101) and is proprietary to NetApp, Inc. All NetApp technical data and computer software provided under this Agreement is commercial in nature and developed solely at private expense. The U.S. Government has a non-exclusive, non-transferrable, nonsublicensable, worldwide, limited irrevocable license to use the Data only in connection with and in support of the U.S. Government contract under which the Data was delivered. Except as provided herein, the Data may not be used, disclosed, reproduced, modified, performed, or displayed without the prior written approval of NetApp, Inc. United States Government license rights for the Department of Defense are limited to those rights identified in DFARS clause 252.227-7015(b) (FEB 2014).

Trademark information

NETAPP, the NETAPP logo, and the marks listed at <http://www.netapp.com/TM> are trademarks of NetApp, Inc. Other company and product names may be trademarks of their respective owners.