



FlexPod Datacenter Technical Specifications

FlexPod

NetApp
January 21, 2025

This PDF was generated from https://docs.netapp.com/us-en/flexpod/fp-def/dc-tech-spec_solution_overview.html on January 21, 2025. Always check docs.netapp.com for the latest.

Table of Contents

- FlexPod Datacenter Technical Specifications 1
 - TR-4036: FlexPod Datacenter Technical Specifications 1
 - FlexPod platforms 1
 - FlexPod rules 1
 - Supported versus validated FlexPod configurations 1
 - NetApp ONTAP 2
 - Cisco Nexus switching modes of operation 2
 - Minimum hardware requirements 2
 - Minimum software requirements 3
 - Connectivity requirements 4
 - Other requirements 5
 - Optional features 5
 - Cisco components 19
 - NetApp components 24
 - Power and cabling requirements 26
 - Technical specifications and references 28
 - Legacy equipment 34
 - Where to find additional Information 35

FlexPod Datacenter Technical Specifications

TR-4036: FlexPod Datacenter Technical Specifications

Arvind Ramakrishnan, and Jyh-shing Chen, NetApp

The FlexPod platform is a predesigned, best practice data center architecture that is built on the Cisco Unified Computing System (Cisco UCS), the Cisco Nexus family of switches, and NetApp storage controllers (AFF, ASA, or FAS systems).

FlexPod is a suitable platform for running a variety of virtualization hypervisors as well as bare-metal operating systems and enterprise workloads. FlexPod delivers not only a baseline configuration, but also the flexibility to be sized and optimized to accommodate many different use cases and requirements.



Before you order a complete FlexPod configuration, see the [FlexPod Converged Infrastructure](#) page on [netapp.com](#) for the latest version of these technical specifications.

[Next: FlexPod platforms.](#)

FlexPod platforms

There are two FlexPod platforms:

- **FlexPod Datacenter.** This platform is a massively scalable virtual data center infrastructure that is suited for workload enterprise applications; virtualization; virtual desktop infrastructure (VDI); and public, private, and hybrid cloud workloads.
- **FlexPod Express.** This platform is a compact converged infrastructure that is targeted to remote office and edge use cases. FlexPod Express has its own specifications that are documented in the [FlexPod Express Technical Specifications](#).

This document provides the technical specifications for the FlexPod Datacenter platform.

FlexPod rules

The FlexPod design enables a flexible infrastructure that encompasses many different components and software versions.

Use the rule sets as a guide for building or assembling a valid FlexPod configuration. The numbers and rules that are listed in this document are the minimum requirements for a FlexPod configuration. They can be expanded in the included product families as required for different environments and use cases.

Supported versus validated FlexPod configurations

The FlexPod architecture is defined by the set of rules that are described in this document. The hardware components and software configurations must be supported by the [Cisco UCS Hardware and Software Compatibility List](#) and the [NetApp Interoperability Matrix Tool \(IMT\)](#).

Each Cisco Validated Design (CVD) or NetApp Verified Architecture (NVA) is a possible FlexPod configuration. Cisco and NetApp document these configuration combinations and validate them with extensive end-to-end testing. The FlexPod deployments that deviate from these configurations are fully supported if they follow the guidelines in this document and if all the components are listed as compatible in the Cisco UCS Hardware and Software Compatibility List and the NetApp [IMT](#).

For example, adding more storage controllers or Cisco UCS Servers and upgrading software to newer versions are fully supported if the software, hardware, and configurations meet the guidelines that are defined in this document.

NetApp ONTAP

NetApp ONTAP software is installed on all NetApp FAS, AFF, and AFF All SAN Array (ASA) systems. FlexPod is validated with ONTAP software, providing a highly scalable storage architecture that enables nondisruptive operations, nondisruptive upgrades, and an agile data infrastructure.

For more information about ONTAP, see the [ONTAP Data Management Software](#) product page.

Cisco Nexus switching modes of operation

A variety of Cisco Nexus products can be used as the switching component of a given FlexPod deployment. Most of these options leverage the traditional Cisco Nexus OS or NX-OS software. The Cisco Nexus family of switches offers varying capabilities within its product lines. These capabilities are detailed later in this document.

Cisco's offering in the software-defined networking space is called Application Centric Infrastructure (ACI). The Cisco Nexus product line that supports the ACI mode, also called fabric mode, is the Cisco Nexus 9300 series. These switches can also be deployed in NX-OS or standalone mode.

Cisco ACI is targeted at data center deployments that focus on the requirements of a specific application. Applications are instantiated through a series of profiles and contracts that allow connectivity from the host or virtual machine (VM) all the way through the network to the storage.

FlexPod is validated with both modes of operation of the Cisco Nexus switches. For more information about the ACI and the NX-OS modes, see the following Cisco pages:

- [Cisco Application Centric Infrastructure](#)
- [Cisco NX-OS Software](#)

Minimum hardware requirements

A FlexPod Datacenter configuration has minimum hardware requirements, including, but not limited to, switches, fabric interconnects, servers, and NetApp storage controllers.

You must use Cisco UCS Servers. Both C-Series and B-Series Servers have been used in the validated designs. Cisco Nexus Fabric Extenders (FEXs) are optional with C-Series Servers.

A FlexPod configuration has the following minimum hardware requirements:

- Two Cisco Nexus switches in a redundant configuration. This configuration can consist of two redundant switches from the Cisco Nexus 5000, 7000, or 9000 Series. The two switches should be of the same model and should be configured in the same mode of operation.

If you are deploying an ACI architecture, you must observe the following additional requirements:

- Deploy the Cisco Nexus 9000 Series Switches in a leaf-spine topology.
- Use three Cisco Application Policy Infrastructure Controllers (APICs).
- Two Cisco UCS 6200, 6300, or 6400 Series Fabric Interconnects in a redundant configuration.
- Cisco UCS Servers:
 - If the solution uses B-Series Servers, one Cisco UCS 5108 B-Series Blade Server Chassis plus two Cisco UCS B-Series Blade Servers plus two 2104, 2204/8, 2408, or 2304 I/O modules (IOMs).
 - If the solution uses C-Series Servers, two Cisco UCS C-Series Rack Servers.

For larger deployments of Cisco UCS C-Series Rack Servers, you can choose a pair of 2232PP FEX modules. However, the 2232PP is not a hardware requirement.

- Two NetApp storage controllers in a high-availability (HA) pair configuration:

This configuration can consist of any supported NetApp FAS, AFF, or ASA-series storage controllers. See the [NetApp Hardware Universe](#) application for a current list of supported FAS, AFF, and ASA controller models.

- The HA configuration requires two redundant interfaces per controller for data access; the interfaces can be FCoE, FC, or 10/25/100Gb Ethernet (GbE).
- If the solution uses NetApp ONTAP, a cluster interconnect topology that is approved by NetApp is required. For more information, see the [Switches](#) tab of the NetApp Hardware Universe.
- If the solution uses ONTAP, at least two additional 10/25/100GbE ports per controller are required for data access.
- For ONTAP clusters with two nodes, you can configure a two-node switchless cluster.
- For ONTAP clusters with more than two nodes, a pair of cluster interconnect switches are required.
- One NetApp disk shelf with any supported disk type. See the Shelves tab of the [NetApp Hardware Universe](#) for a current list of supported disk shelf models.

Minimum software requirements

A FlexPod configuration has the following minimum software requirements:

- NetApp ONTAP:
 - ONTAP software version requires ONTAP 9.1 or later
- Cisco UCS Manager releases:
 - Cisco UCS 6200 Series Fabric Interconnect—2.2(8a)
 - Cisco UCS 6300 Series Fabric Interconnect—3.1(1e)
 - Cisco UCS 6400 Series Fabric Interconnect—4.0(1)
- Cisco Intersight Managed Mode:
 - Cisco UCS 6400 Series Fabric Interconnect – 4.1(2)

- For Cisco Nexus 5000 Series Switches, Cisco NX-OS software release 5.0(3)N1(1c) or later, including NX-OS 5.1.x
- For Cisco Nexus 7000 Series Switches:
 - The 4-slot chassis requires Cisco NX-OS software release 6.1(2) or later
 - The 9-slot chassis requires Cisco NX-OS software release 5.2 or later
 - The 10-slot chassis requires Cisco NX-OS software release 4.0 or later
 - The 18-slot chassis requires Cisco NX-OS software release 4.1 or later
- For Cisco Nexus 9000 Series Switches, Cisco NX-OS software release 6.1(2) or later



The software that is used in a FlexPod configuration must be listed and supported in the NetApp [IMT](#). Some features might require more recent releases of the software than the ones that are listed.

Connectivity requirements

A FlexPod configuration has the following connectivity requirements:

- A separate 100Mbps Ethernet/1Gb Ethernet out-of-band management network is required for all components.
- NetApp recommends that you enable jumbo frame support throughout the environment, but it is not required.
- The Cisco UCS Fabric Interconnect appliance ports are recommended only for iSCSI and NAS connections.
- No additional equipment can be placed in line between the core FlexPod components.

Uplink connections:

- The ports on the NetApp storage controllers must be connected to the Cisco Nexus 5000, 7000, or 9000 Series Switches to enable support for virtual port channels (vPCs).
- vPCs are required from the Cisco Nexus 5000, 7000, or 9000 Series Switches to the NetApp storage controllers.
- vPCs are required from the Cisco Nexus 5000, 7000, or 9000 Series Switches to the fabric interconnects.
- A minimum two connections are required for a vPC. The number of connections within a vPC can be increased based on the application load and performance requirements.

Direct connections:

- NetApp storage controller ports that are directly connected to the fabric interconnects can be grouped to enable a port channel. vPC is not supported for this configuration.
- FCoE port channels are recommended for end-to-end FCoE designs.

SAN boot:

- FlexPod solutions are designed around a SAN-boot architecture using iSCSI, FC, or FCoE protocols. Using boot-from-SAN technologies provides the most flexible configuration for the data center infrastructure and enables the rich features available within each infrastructure component. Although booting from SAN is the most efficient configuration, booting from local server storage is a valid and supported configuration.

- SAN boot over FC-NVME is not supported.

Other requirements

A FlexPod architecture has the following additional interoperability and support-related requirements:

- All hardware and software components must be listed and supported on the NetApp [IMT](#), the [Cisco UCS Hardware and Software Compatibility List](#), and the Cisco UCS Hardware and Software Interoperability Matrix Tool.
- Valid support contracts are required for all equipment, including:
 - Smart Net Total Care (SmartNet) support for Cisco equipment
 - SupportEdge Advisor or SupportEdge Premium support for NetApp equipment

For more information, see the NetApp [IMT](#).

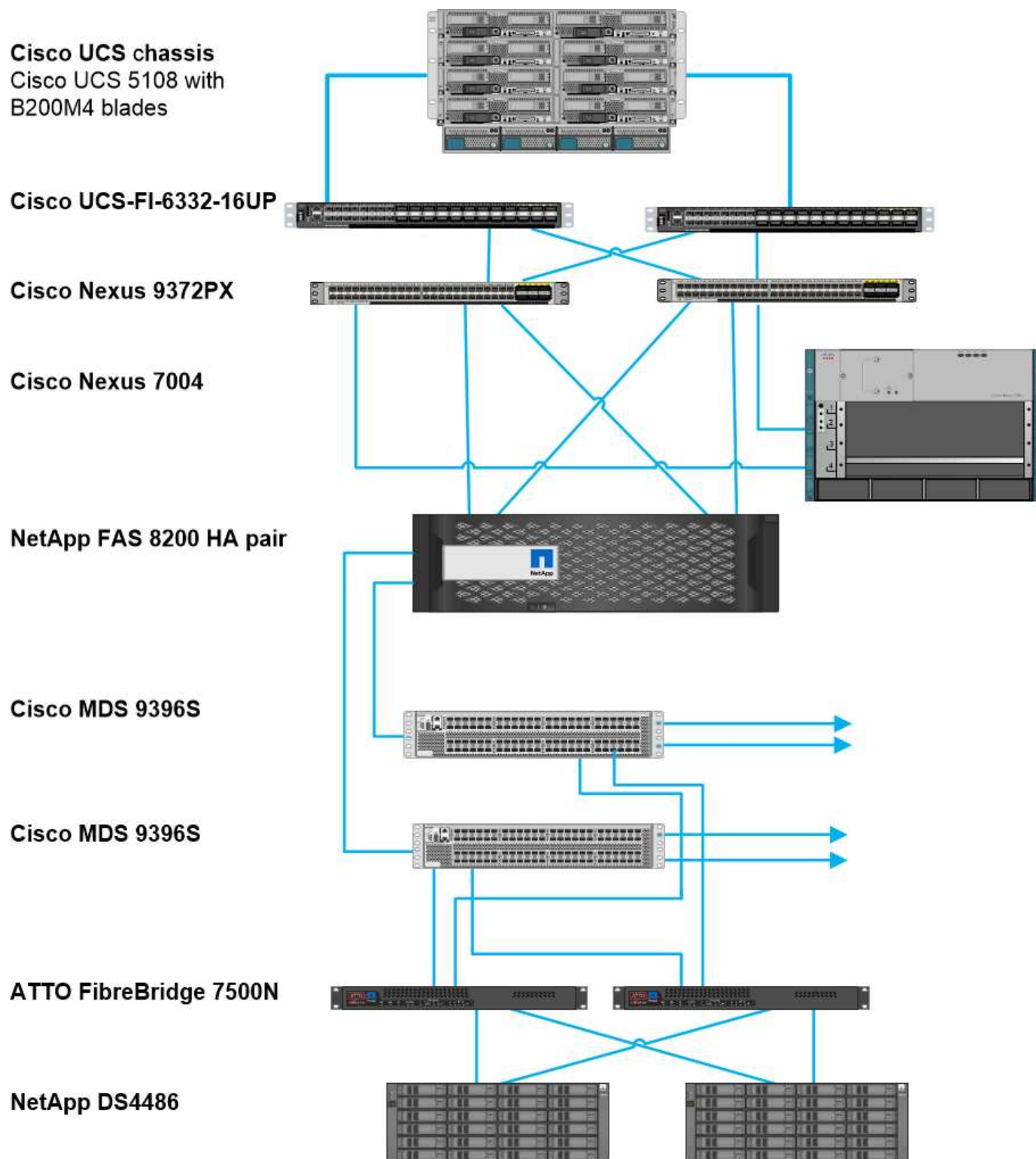
Optional features

NetApp supports several optional components to further enhance FlexPod Datacenter architectures. Optional components are outlined in the following subsections.

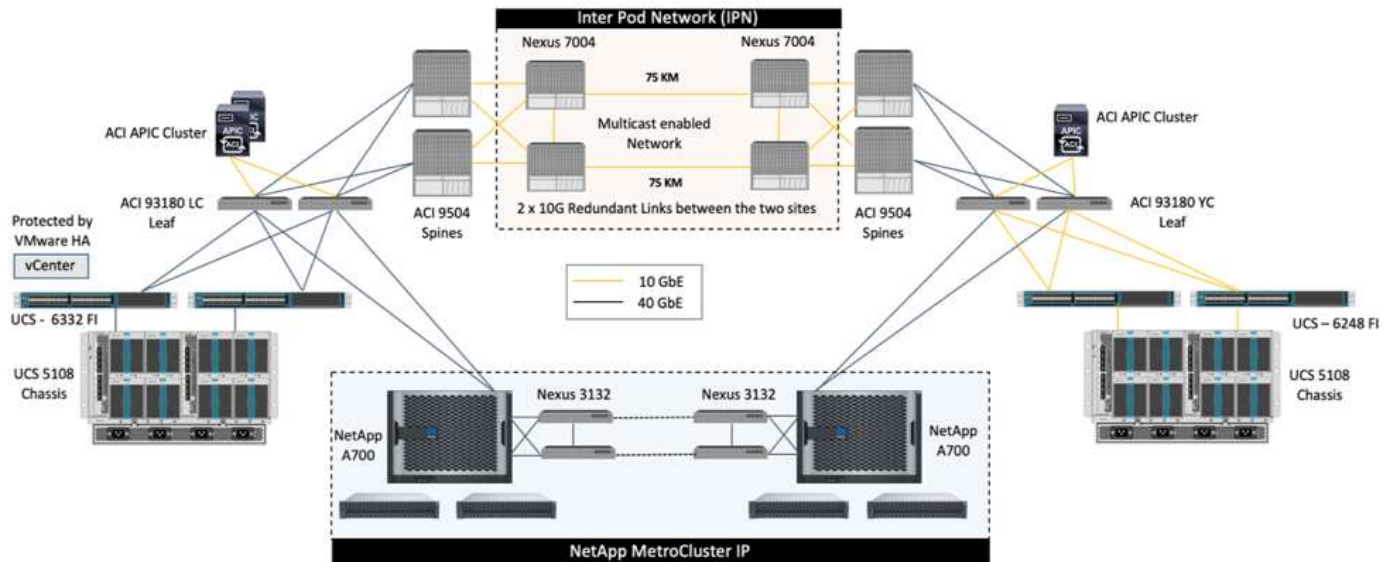
MetroCluster

FlexPod supports both variants of the NetApp MetroCluster software for continuous availability, in either two- or four-node cluster configurations. MetroCluster provides synchronous replication for critical workloads. It requires a dual-site configuration that is connected with Cisco switching. The maximum supported distance between the sites is approximately 186 miles (300km) for MetroCluster FC and increases to approximately 435 miles (700km) for MetroCluster IP. The following figures illustrate a FlexPod Datacenter with NetApp MetroCluster architecture and FlexPod Datacenter with NetApp MetroCluster IP architecture, respectively.

The following figure depicts FlexPod Datacenter with NetApp MetroCluster architecture.

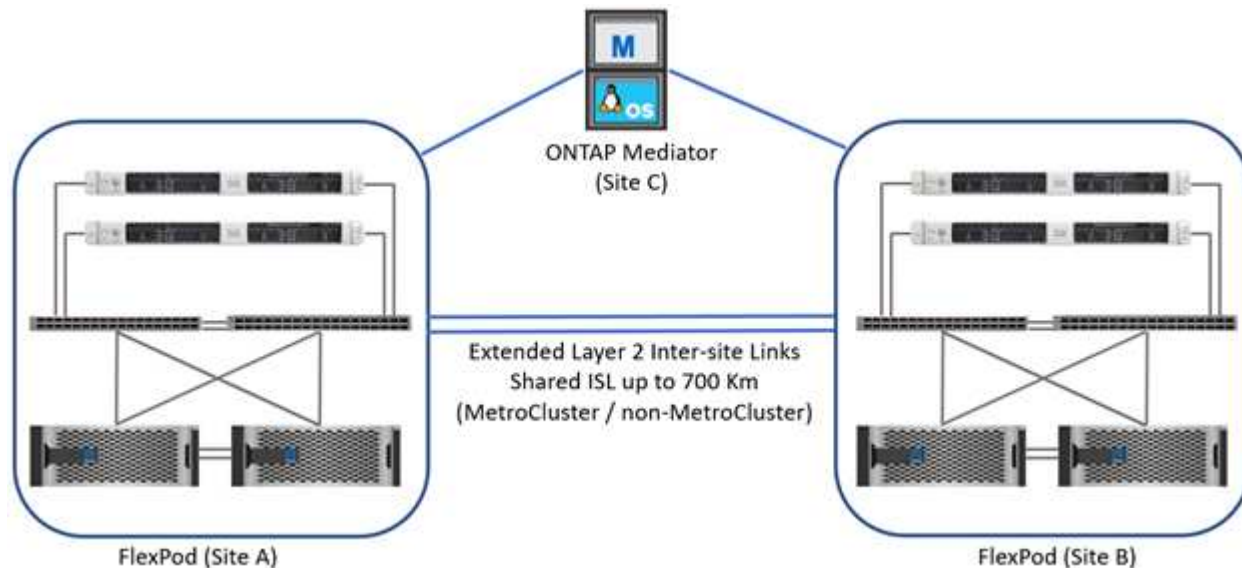


The following figure depicts the FlexPod Datacenter with NetApp MetroCluster IP architecture.



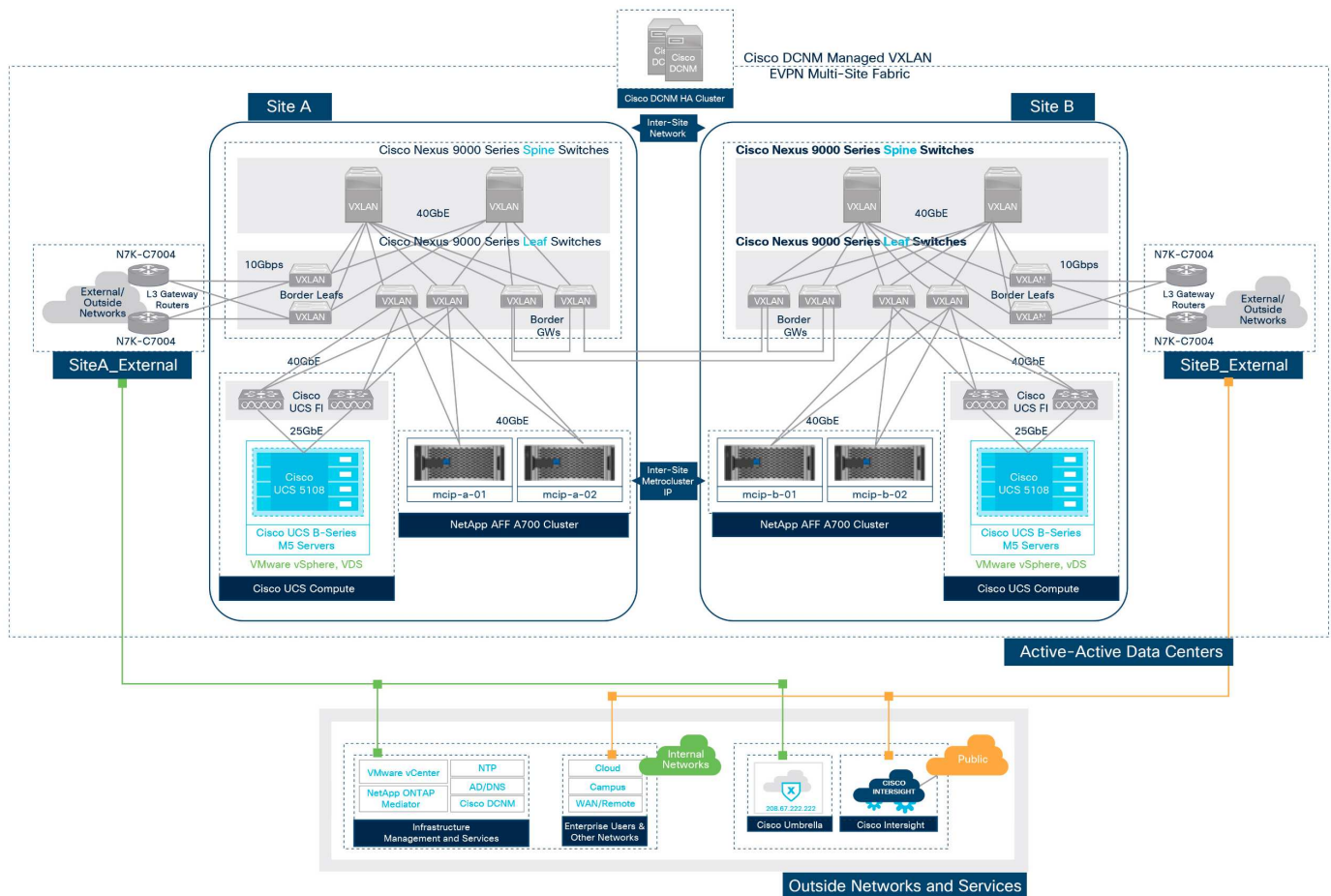
Starting with ONTAP 9.8, ONTAP Mediator can be deployed at a third site to monitor the MetroCluster IP solution and to facilitate automated unplanned switchover when a site disaster occurs.

For a FlexPod MetroCluster IP solution deployment with extended layer-2 site-to-site connectivity, you can achieve cost savings by sharing ISL and using FlexPod switches as compliant MetroCluster IP switches if the network bandwidth and switches meet the requirements as illustrated in the following figure, which depicts the FlexPod MetroCluster IP solution with ISL sharing and compliant switches.

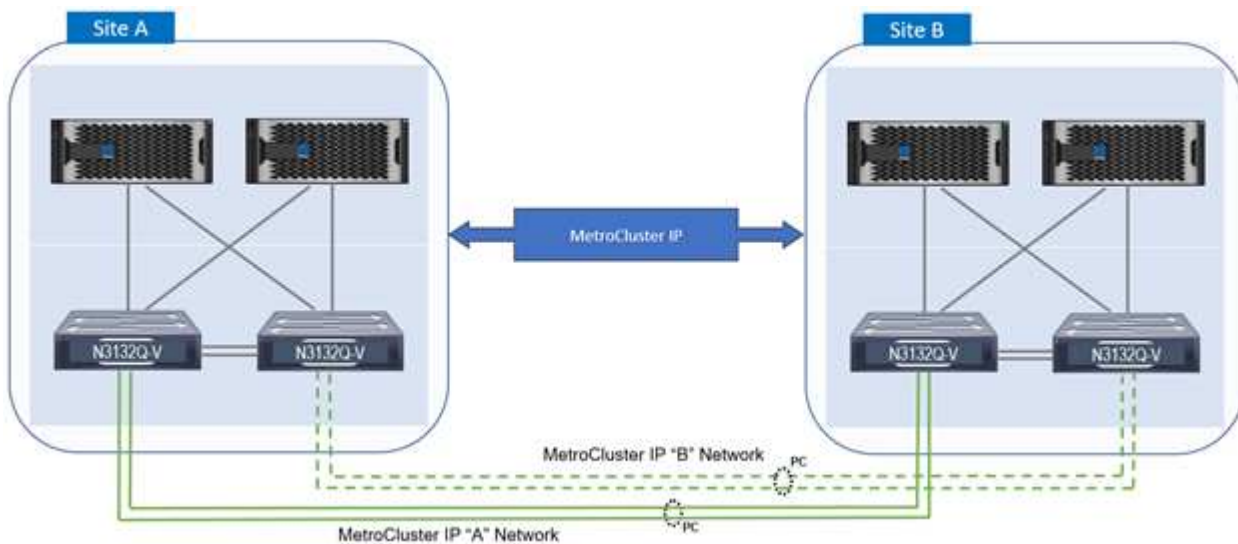


The following two figures depict the VXLAN Multi-Site fabric and the MetroCluster IP storage fabric for a FlexPod MetroCluster IP solution with VXLAN Multi-Site fabric deployment.

- VXLAN Multi-Site fabric for FlexPod MetroCluster IP solution



- MetroCluster IP storage fabric for FlexPod MetroCluster IP solution



End-to-end FC-NVMe

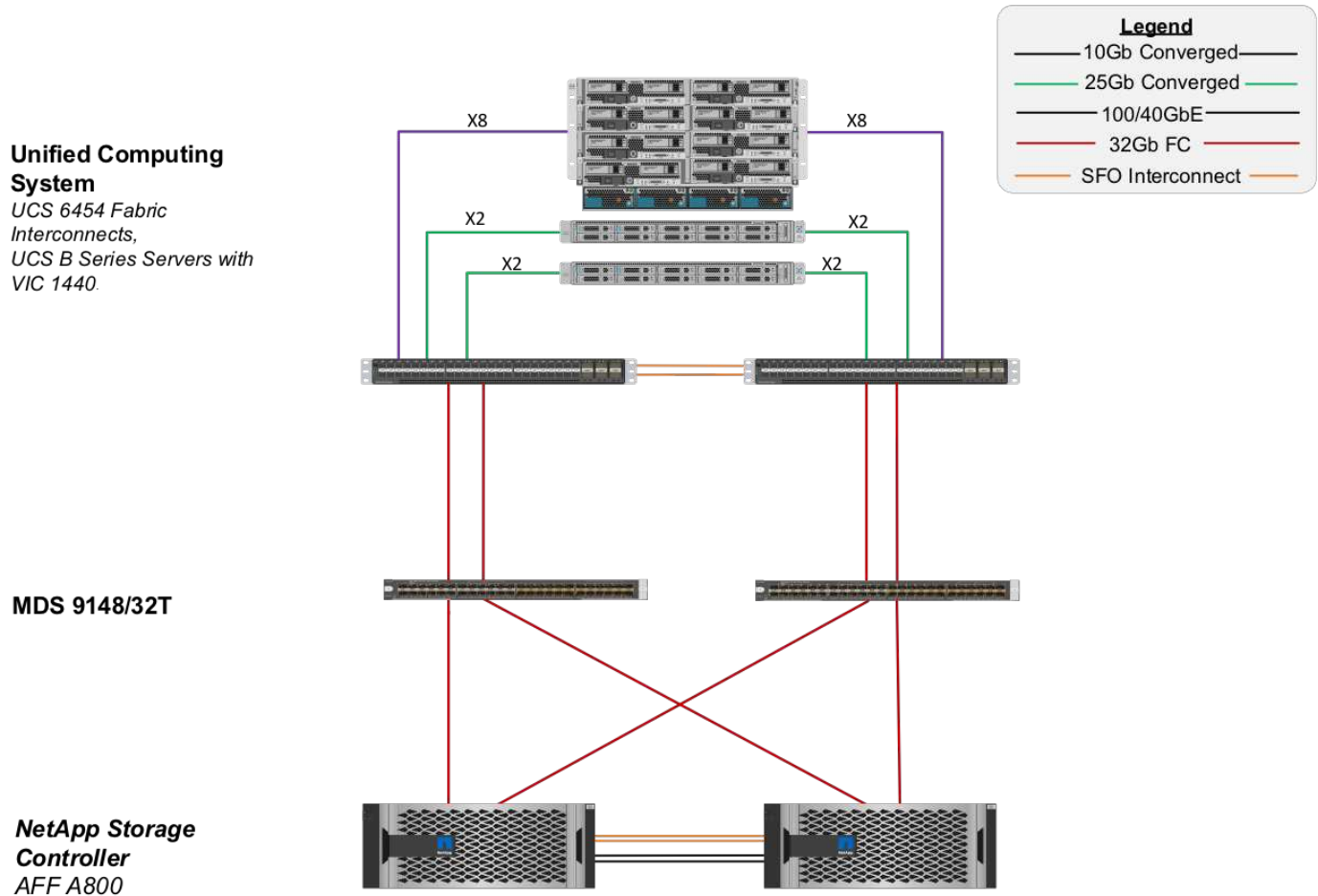
An end-to-end FC-NVMe seamlessly extends a customer's existing SAN infrastructure for real-time applications while simultaneously delivering improved IOPS and throughput with reduced latency.

An existing 32G FC SAN transport can be used to simultaneously transport both NVMe and SCSI workloads.

The following figure illustrates the Flexpod Datacenter for FC with Cisco MDS.

More details about the FlexPod configurations and performance benefits, see [Introducing End-to-End NVMe for FlexPod White Paper](#).

For more information about ONTAP implementation, see [TR-4684: Implementing and Configuring Modern SANs with NVMe](#).



FC SAN boot through Cisco MDS

To provide increased scalability by using a dedicated SAN network, FlexPod supports FC through Cisco MDS switches and Nexus switches with FC support such as Cisco Nexus 93108TC-FX. The FC SAN boot option through Cisco MDS has the following licensing and hardware requirements:

- A minimum of two FC ports per NetApp storage controller; one port for each SAN fabric
- An FC license on each NetApp storage controller
- Cisco MDS switches and firmware versions that are supported on the NetApp [IMT](#)

For more guidance on an MDS-based design, see the CVD [FlexPod Datacenter with VMware vSphere 6.7U1 Fibre Channel and iSCSI Deployment Guide](#).

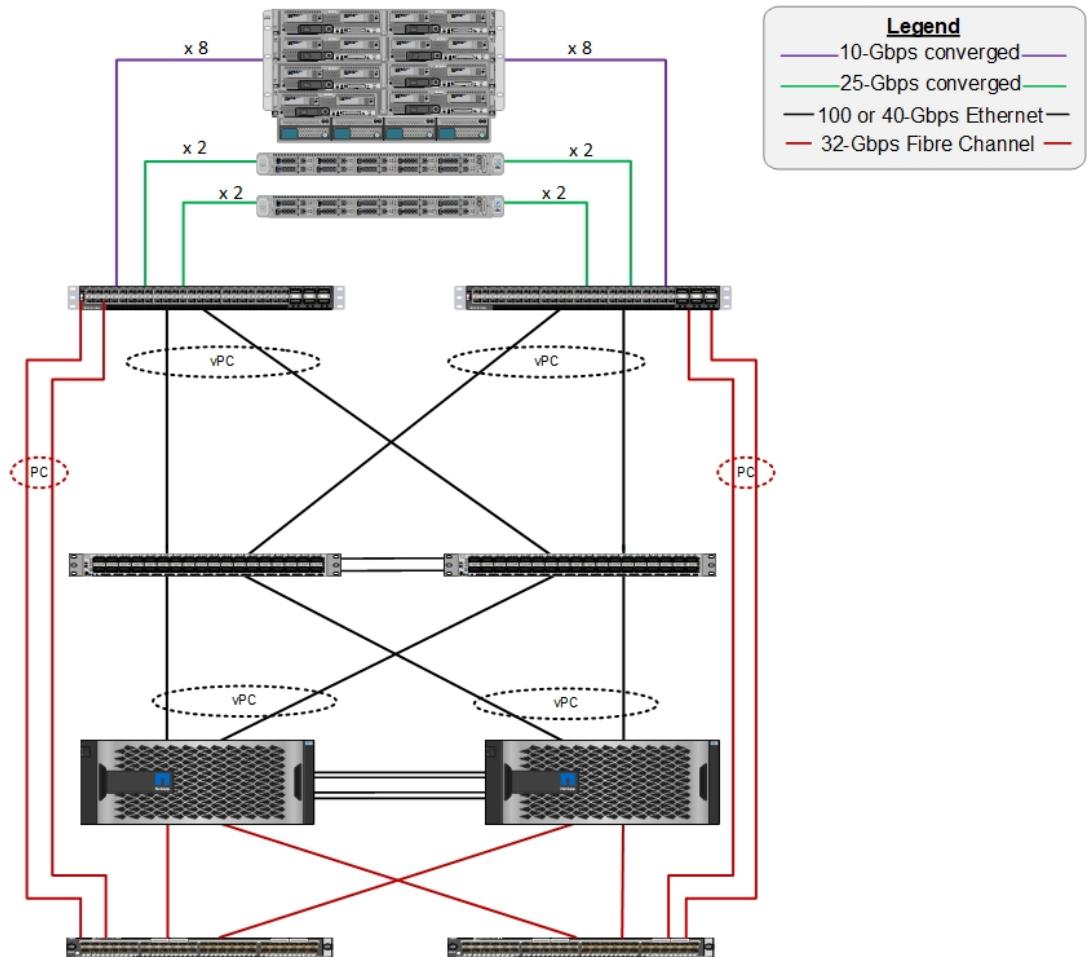
The following figures show an example of FlexPod Datacenter for FC with MDS connectivity and FlexPod Datacenter for FC with Cisco Nexus 93180YC-FX, respectively.

Cisco Unified Computing System
 Cisco UCS 6454 Fabric Interconnects,
 UCS B-Series Blade Servers with UCS VIC 1440, and
 UCS C-Series Rack Servers with UCS VIC 1457

Cisco Nexus 9336C-FX2

NetApp storage controllers AFF-A800

Cisco MDS 9148T or 9132T switch

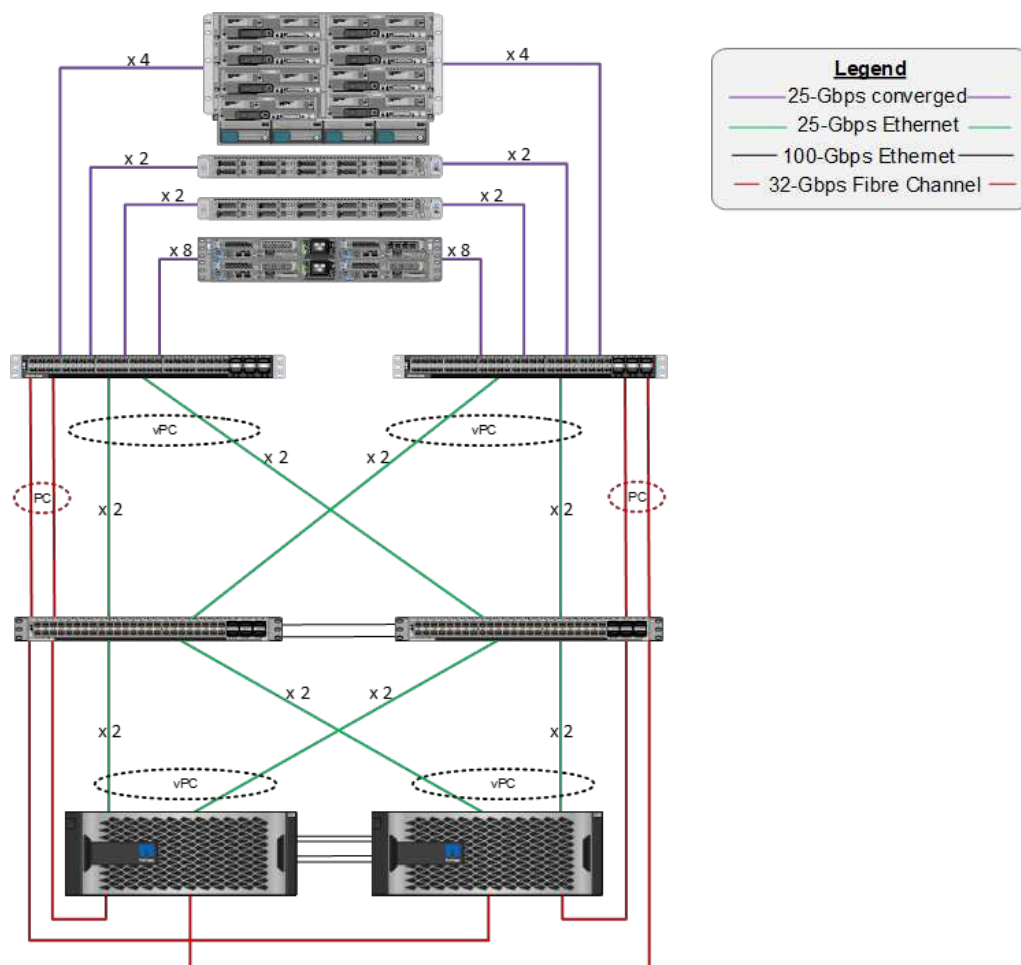


Cisco Unified Computing System

Cisco UCS 6454 Fabric Interconnects, UCS 2408 Fabric Extenders, UCS B-Series Blade Servers with UCS VIC 1440, UCS C-Series Rack Servers with UCS VIC 1457, UCS C4200 Chassis, and UCS C125 Servers with UCS VIC 1455

Cisco Nexus 93180YC-FX

NetApp storage controllers AFF-A400



FC SAN boot with Cisco Nexus

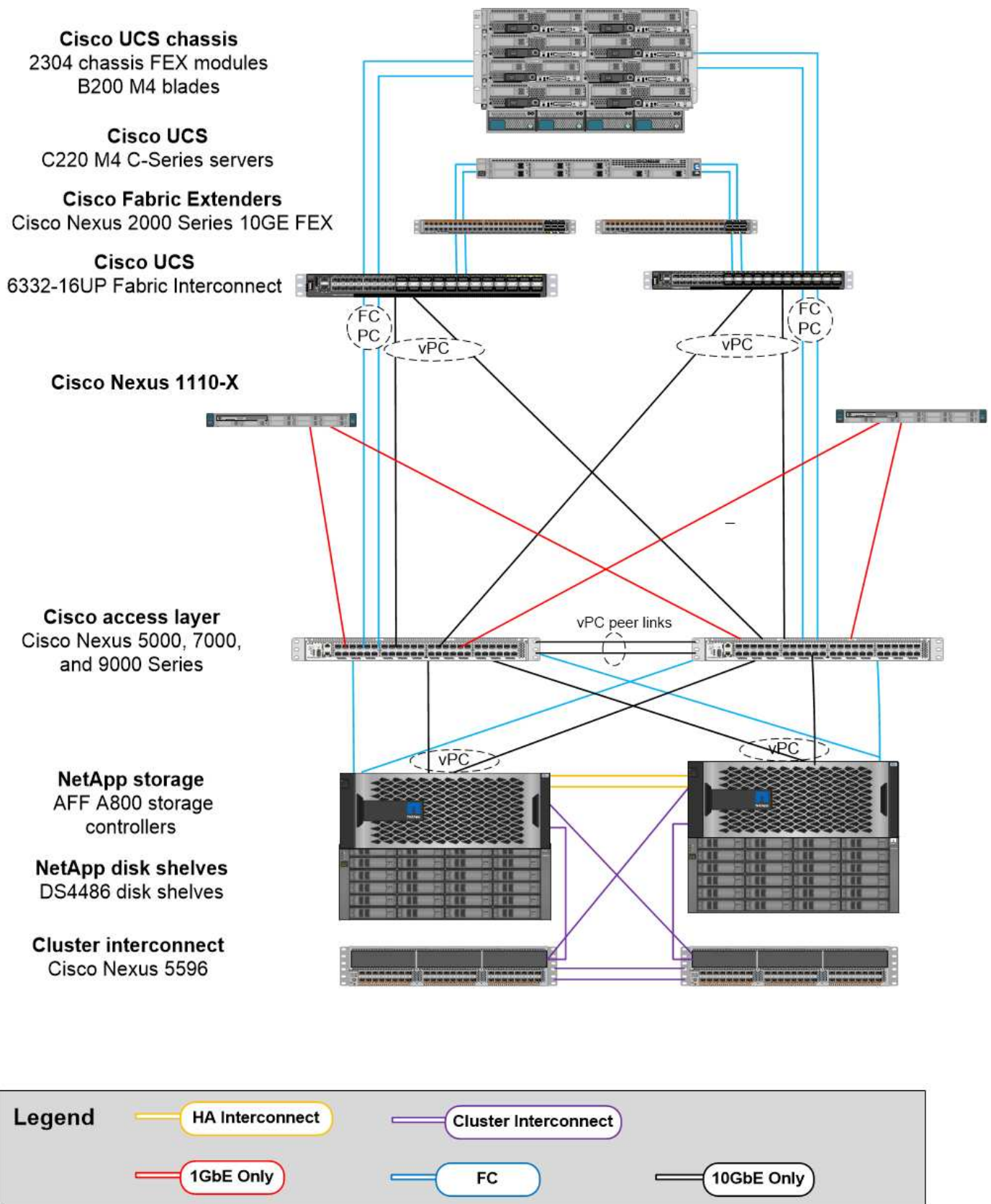
The classic FC SAN boot option has the following licensing and hardware requirements:

- When FC zoning is performed in the Cisco Nexus 5000 Series Switch, a Storage Protocols Service Package license for the Cisco Nexus 5000 Series Switches (FC_FEATURES_PKG) is required.
- When FC zoning is performed in the Cisco Nexus 5000 Series Switch, SAN links are required between the fabric interconnect and the Cisco Nexus 5000 Series Switch. For additional redundancy, SAN port channels are recommended between the links.
- The Cisco Nexus 5010, 5020, and 5548P Switches require a separate FC or universal port (UP) module for connectivity into the Cisco UCS Fabric Interconnect and into the NetApp storage controller.
- The Cisco Nexus 93180YC-FX requires an FC feature license for capabilities to enable FC.
- Each NetApp storage controller requires a minimum of two 8/16/32Gb FC ports for connectivity.
- An FC license on the NetApp storage controller is required.



The use of the Cisco Nexus 7000 or 9000 family of switches precludes the use of traditional FC unless FC zoning is performed in the fabric interconnect. In that case, SAN uplinks to the switch are not supported.

The following figure shows an FC connectivity configuration.



FCoE SAN boot option

The FCoE SAN boot option has the following licensing and hardware requirements:

- When FC zoning is performed in the switch, a Storage Protocols Service Package license for the Cisco Nexus 5000 or 7000 Series Switches (`FC_FEATURES_PKG`) is required.
- When FC zoning is performed in the switch, FCoE uplinks are required between the fabric interconnect and the Cisco Nexus 5000 or 7000 Series Switches. For additional redundancy, FCoE port channels are also recommended between the links.
- Each NetApp storage controller requires at least one dual-port unified target adapter (UTA) add-on card for FCoE connectivity unless onboard unified target adapter 2 (UTA2) ports are present.
- This option requires an FC license on the NetApp storage controller.
- If you use the Cisco Nexus 7000 Series Switches and FC zoning is performed in the switch, a line card that is capable of supporting FCoE is required.



The use of the Cisco Nexus 9000 Series Switches precludes the use of FCoE unless FC zoning is performed in the fabric interconnect and storage is connected to the fabric interconnects with appliance ports. In that case, FCoE uplinks to the switch are not supported.

The following figure shows an FCoE boot scenario.

Cisco UCS chassis
2304 chassis FEX modules
B200 M4 blades

Cisco UCS
C220 M4 C-Series servers

Cisco Fabric Extenders
Cisco Nexus 2000 Series 10GE FEX

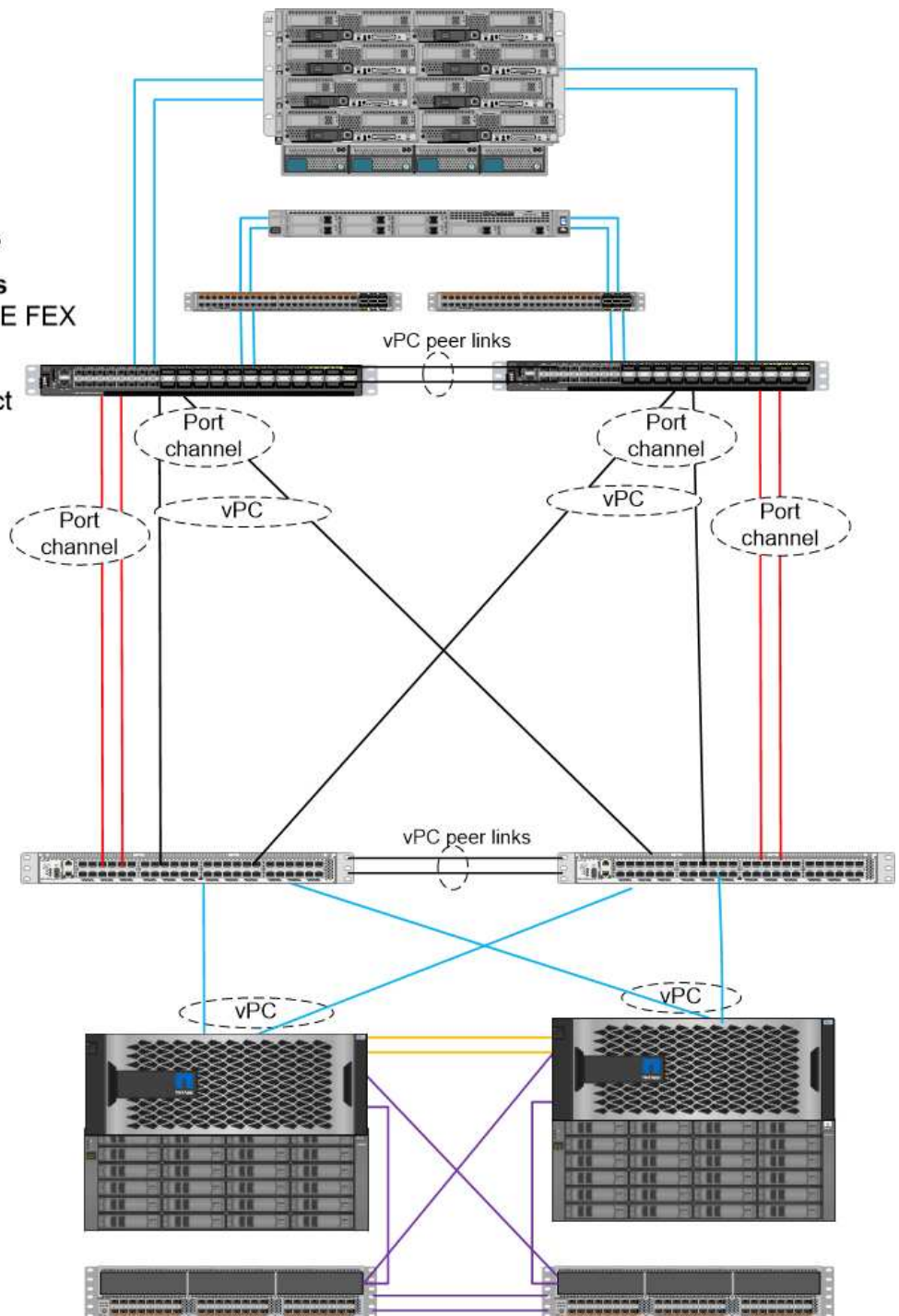
Cisco UCS
6332-16UP Fabric Interconnect

Cisco access layer
Cisco Nexus 5000, 7000,
and 9000 Series

NetApp storage
AFF A800 storage
controllers

NetApp disk shelves
DS4486 disk shelves

Cluster interconnect
Cisco Nexus 5596



Legend

HA Interconnect

Cluster Interconnect

FCoE Only

FCoE and 10GbE

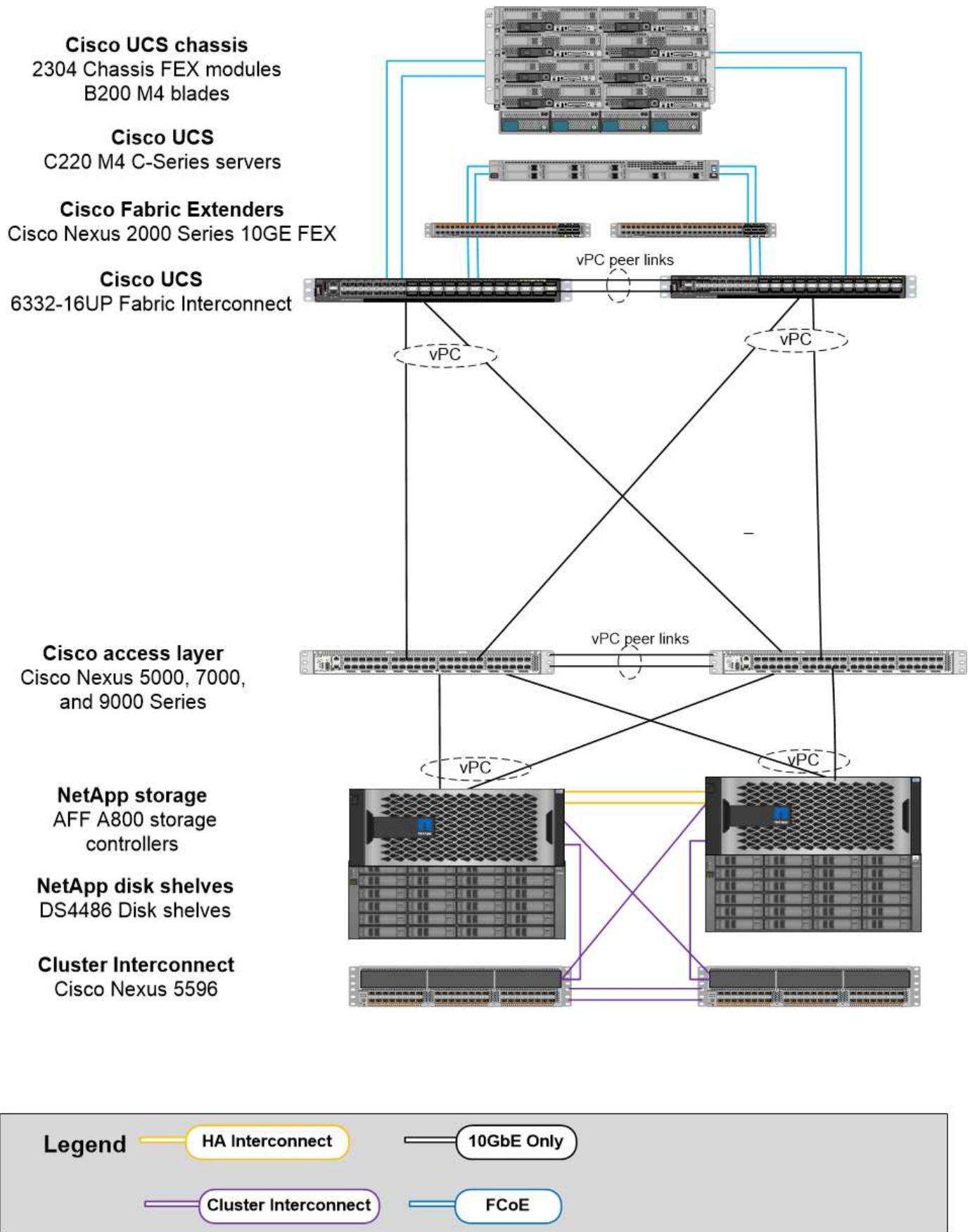
10GbE Only

iSCSI boot option

The iSCSI boot option has the following licensing and hardware requirements:

- An iSCSI license on the NetApp storage controller is required.
- An adapter in the Cisco UCS Server that is capable of iSCSI boot is required.
- A two-port 10Gbps Ethernet adapter on the NetApp storage controller is required.

The following figure shows an Ethernet-only configuration that is booted by using iSCSI.



Cisco UCS direct connect with NetApp storage

NetApp AFF and FAS controllers can be directly connected to the Cisco UCS fabric interconnects without any upstream SAN switch.

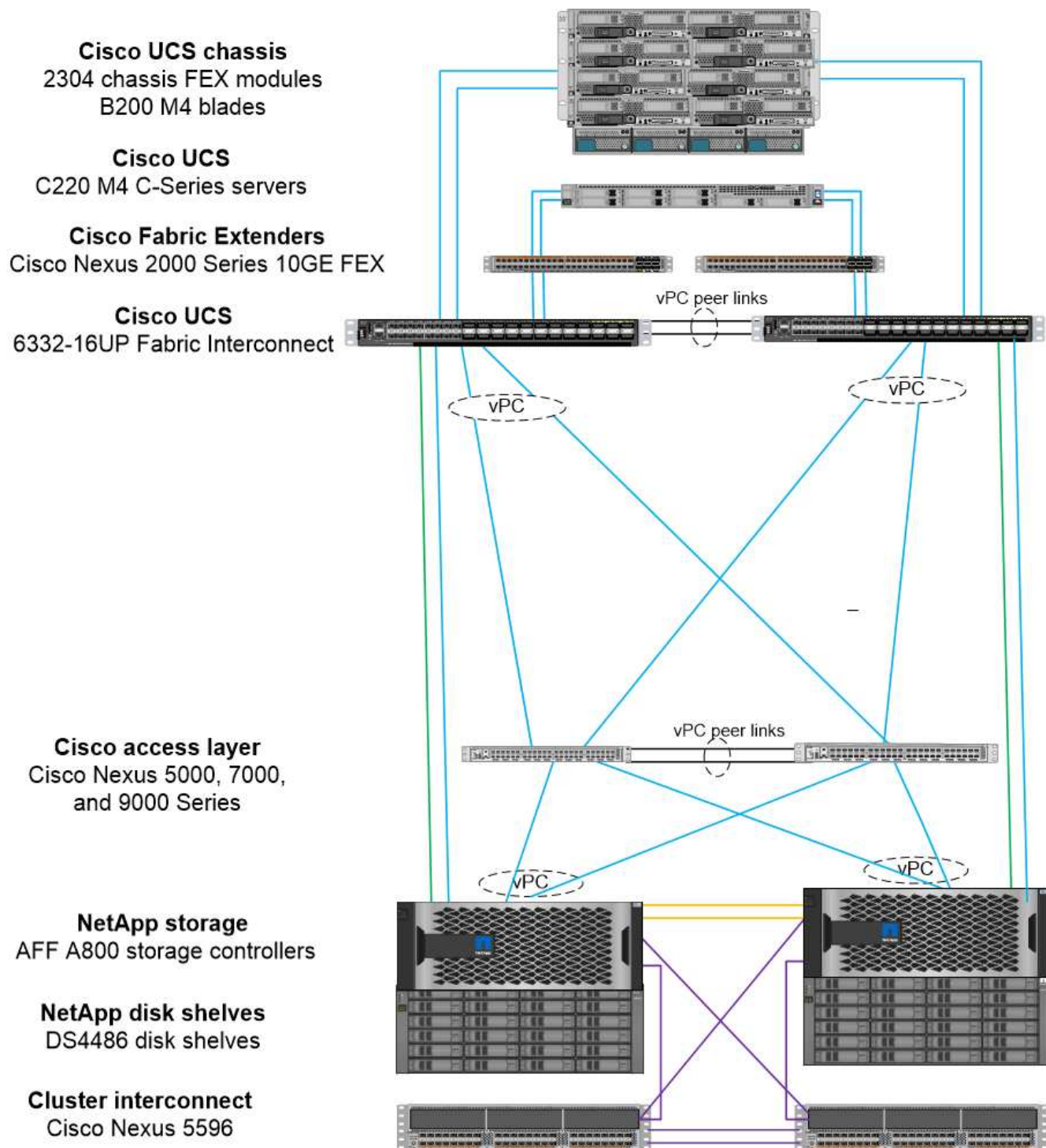
Four Cisco UCS port types can be used to directly connect to NetApp storage:

- **Storage FC port.** Directly connect this port to an FC port on NetApp storage.
- **Storage FCoE port.** Directly connect this port to an FCoE port on NetApp storage.
- **Appliance port.** Directly connect this port to a 10GbE port on NetApp storage.
- **Unified storage port.** Directly connect this port to a NetApp UTA.

The licensing and hardware requirements are as follows:

- A protocol license on the NetApp storage controller is required.
- A Cisco UCS adapter (initiator) is required on the server. For a list of supported Cisco UCS adapters, see the NetApp [IMT](#).
- A target adapter on the NetApp storage controller is required.

The following figure shows an FC direct-connect configuration.



Legend

HA Interconnect

Cluster Interconnect

FC

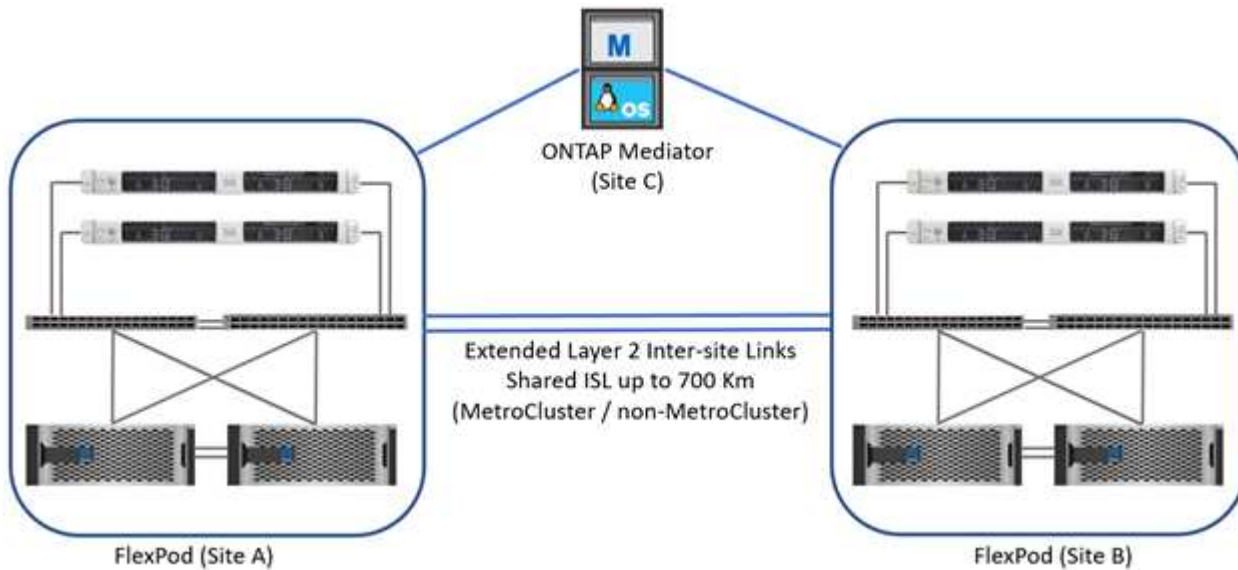
FCoE

10GbE Only

Notes:

- Cisco UCS is configured in FC switching mode.
- FCoE ports from the target to fabric interconnects are configured as FCoE storage ports.
- FC ports from the target to fabric interconnects are configured as FC storage ports.

The following figure shows an iSCSI/Unified IP direct-connect configuration.



Notes:

- Cisco UCS is configured in Ethernet switching mode.
- iSCSI ports from the target to fabric interconnects are configured as Ethernet storage ports for iSCSI data.
- Ethernet ports from the target to fabric interconnects are configured as Ethernet storage ports for CIFS/NFS data.

Cisco components

Cisco has contributed substantially to the FlexPod design and architecture, covering both the compute and networking layers of the solution. This section describes the Cisco UCS and Cisco Nexus options that are available for FlexPod. FlexPod supports both Cisco UCS B-Series and C-Series servers.

Cisco UCS fabric interconnect options

Redundant fabric interconnects are required in the FlexPod architecture. When you add multiple Cisco UCS chassis to a pair of fabric interconnects, remember that the maximum number of chassis in an environment is determined by both an architectural and a port limit.

The part numbers that are shown in the following table are for the base fabric interconnects. They do not include the power supply unit (PSU) or SFP+, QSFP+, or expansion modules. Additional fabric interconnects are supported; see the [NetApp IMT](#) for a complete list.

Cisco UCS fabric interconnect	Part number	Technical specifications
Cisco UCS 6332UP	UCS-FI-6332-UP	Cisco UCS 6332 Fabric Interconnect
Cisco UCS 6454	UCS-FI-6454-U	Cisco UCS 6454 Fabric Interconnect

Cisco UCS 6454

The Cisco UCS 6454 Series offers line-rate, low-latency, lossless 10/25/40/100GbE Ethernet and FCoE connectivity, as well as unified ports that are capable of either Ethernet or FC operation. The 44 10/25Gbps ports can operate as 10Gbps or 25Gbps converged Ethernet, of which eight are unified ports capable of operating at 8/16/32Gbps for FC. Four ports operate at 1/10/25Gbps for legacy connectivity, and six QSFP ports serve as 40/100Gbps uplink ports or breakout ports. You can establish 100Gbps end-to-end network connectivity with NetApp storage controllers that support 100Gbps adapters. For adapters and platform support, see the [NetApp Hardware Universe](#).

For details about ports, see the [Cisco UCS 6454 Fabric Interconnect Datasheet](#).

For technical specifications about the 100Gb QSFP data modules, see the [Cisco 100GBASE QSFP Modules Datasheet](#).

Cisco UCS B-Series chassis option

To use Cisco UCS B-Series blades, you must have a Cisco UCS B-Series chassis. The table below describes the Cisco UCS B-Series chassis option.

Cisco UCS B-Series chassis	Part number	Technical specifications
Cisco UCS 5108	N20-C6508	Cisco UCS 5100 Series Blade Server Chassis

Each Cisco UCS 5108 blade chassis must have two Cisco UCS 2200/2300/2400 Series IOMs to provide redundant connectivity to the fabric interconnects.

Cisco UCS B-Series blade server options

Cisco UCS B-Series Blade Servers are available in half-width and full-width varieties, with various CPU, memory, and I/O options. The part numbers that are listed in the following table are for the base server. They do not include the CPU, memory, drives, or mezzanine adapter cards. Multiple configuration options are available and are supported in the FlexPod architecture.

Cisco UCS B-Series blade	Part number	Technical specifications
Cisco UCS B200 M6	UCSB-B200-M6	Cisco UCS B200 M6 Blade Server

Previous generations of Cisco UCS B-Series blades can be used in the FlexPod architecture, if they are supported on the [Cisco UCS Hardware and Software Compatibility List](#). The Cisco UCS B-Series Blade Servers must also have a valid SmartNet support contract.

Cisco UCS X-Series chassis option

To use Cisco UCS X-Series compute nodes, you must have a Cisco UCS X-Series chassis. The following table

describes the Cisco UCS X-Series chassis option.

Cisco UCS X-Series blade	Part number	Technical specifications
Cisco UCS 9508 M6	UCSX-9508	Cisco UCX9508 X-Series Chassis

Each Cisco UCS 9508 chassis must have two Cisco UCS 9108 Intelligent Fabric Modules (IFMs) to provide redundant connectivity to the fabric interconnects.

Cisco UCS X-Series device options

Cisco UCS X-Series compute nodes are available with various CPU, memory, and I/O options. The part numbers listed in the following table are for the base node. They do not include the CPU, memory, drives, or mezzanine adapter cards. Multiple configuration options are available and are supported in the FlexPod architecture.

Cisco UCS X-Series compute nodes	Part number	Technical specifications
Cisco UCS X210c M6	UCSX-210C-M6	Cisco UCS X210c M6 Compute Node

Cisco UCS C-Series rack server options

Cisco UCS C-Series Rack Servers are available in one and two rack-unit (RU) varieties, with various CPU, memory, and I/O options. The part numbers that are listed in the second table below are for the base server. They do not include CPUs, memory, drives, Peripheral Component Interconnect Express (PCIe) cards, or the Cisco Fabric Extender. Multiple configuration options are available and are supported in the FlexPod architecture.

The following table lists the Cisco UCS C-Series Rack Server options.

Cisco UCS C-Series rack server	Part number	Technical specifications
Cisco UCS C220 M6	UCSC-C220-M6	Cisco UCS C220 M6 Rack Server
Cisco UCS C225 M6	UCSC-C225-M6	Cisco UCS C225 M6 Rack Server
Cisco UCS C240 M6	UCSC-C240-M6	Cisco UCS C240 M6 Rack Server
Cisco UCS C245 M6	UCSC-C245-M6	Cisco UCS C245 M6 Rack Server

Previous generations of Cisco UCS C-Series servers can be used in the FlexPod architecture, if they are supported on the [Cisco UCS Hardware and Software Compatibility List](#). The Cisco UCS C-Series servers must also have a valid SmartNet support contract.

Cisco Nexus 5000 Series switch options

Redundant Cisco Nexus 5000, 7000, or 9000 Series Switches are required in the FlexPod architecture. The part numbers that are listed in the table below are for the Cisco Nexus 5000 Series chassis; they do not include SFP modules, add-on FC, or Ethernet modules.

Cisco Nexus 5000 Series switch	Part number	Technical specifications
Cisco Nexus 56128P	N5K-C56128P	Cisco Nexus 5600 Platform Switches
Cisco Nexus 5672UP-16G	N5K-C5672UP-16G	
Cisco Nexus 5596UP	N5K-C5596UP-FA	Cisco Nexus 5548 and 5596 Switches
Cisco Nexus 5548UP	N5K-C5548UP-FA	

Cisco Nexus 7000 series switch options

Redundant Cisco Nexus 5000, 7000, or 9000 Series Switches are required in the FlexPod architecture. The part numbers that are listed in the table below are for the Cisco Nexus 7000 Series chassis; they do not include SFP modules, line cards, or power supplies, but they do include fan trays.

Cisco Nexus 7000 Series Switch	Part number	Technical specifications
Cisco Nexus 7004	N7K-C7004	Cisco Nexus 7000 4-Slot Switch
Cisco Nexus 7009	N7K-C7009	Cisco Nexus 7000 9-Slot Switch
Cisco Nexus 7702	N7K-C7702	Cisco Nexus 7700 2-Slot Switch
Cisco Nexus 7706	N77-C7706	Cisco Nexus 7700 6-Slot Switch

Cisco Nexus 9000 series switch options

Redundant Cisco Nexus 5000, 7000, or 9000 Series Switches are required in the FlexPod architecture. The part numbers that are listed in the table below are for the Cisco Nexus 9000 Series chassis; they do not include SFP modules or Ethernet modules.

Cisco Nexus 9000 Series Switch	Part Number	Technical Specifications
Cisco Nexus 93180YC-FX	N9K-C93180YC-FX	Cisco Nexus 9300 Series Switches
Cisco Nexus 93180YC-EX	N9K-93180YC-EX	
Cisco Nexus 9336PQ ACI Spine	N9K-C9336PQ	
Cisco Nexus 9332PQ	N9K-C9332PQ	
Cisco Nexus 9336C-FX2	N9K-C9336C-FX2	
Cisco Nexus 92304QC	N9K-C92304QC	Cisco Nexus 9200 Series Switches
Cisco Nexus 9236C	N9K-9236C	



Some Cisco Nexus 9000 Series Switches have additional variants. These variants are supported as part of the FlexPod solution. For the complete list of Cisco Nexus 9000 Series Switches, see [Cisco Nexus 9000 Series Switches](#) on the Cisco website.

Cisco APIC options

When deploying Cisco ACI, you must configure the three Cisco APICs in addition to the items in the section [Cisco Nexus 9000 Series Switches](#). For more information about the Cisco APIC sizes, see the [Cisco Application Centric Infrastructure Datasheet](#).

For more information about APIC product specifications refer to Table 1 through Table 3 on the [Cisco Application Policy Infrastructure Controller Datasheet](#).

Cisco Nexus fabric extender options

Redundant Cisco Nexus 2000 Series rack-mount FEXs are recommended for large FlexPod architectures that use C-Series servers. The table below describes a few Cisco Nexus FEX options. Alternate FEX models are also supported. For more information, see the [Cisco UCS Hardware and Software Compatibility List](#).

Cisco Nexus rack-mount FEX	Part number	Technical specifications
Cisco Nexus 2232PP	N2K-C2232PP	Cisco Nexus 2000 Series Fabric Extenders
Cisco Nexus 2232TM-E	N2K-C2232TM-E	
Cisco Nexus 2348UPQ	N2K-C2348UPQ	Cisco Nexus 2300 Platform Fabric Extenders
Cisco Nexus 2348TQCisco Nexus 2348TQ-E	N2K-C2348TQN2K-C2348TQ-E	

Cisco MDS options

Cisco MDS switches are an optional component in the FlexPod architecture. Redundant SAN switch fabrics are required when you implement the Cisco MDS switch for FC SAN. The table below lists the part numbers and details for a subset of the supported Cisco MDS switches. See the [NetApp IMT](#) and [Cisco Hardware and Software Compatibility List](#) for a complete list of supported SAN switches.

Cisco MDS 9000 series switch	Part number	Description
Cisco MDS 9148T	DS-C9148T-24IK	Cisco MDS 9100 Series Switches
Cisco MDS 9132T	DS-C9132T-MEK9	
Cisco MDS 9396S	DS-C9396S-K9	Cisco MDS 9300 Series Switches

Cisco software licensing options

Licenses are required to enable storage protocols on the Cisco Nexus switches. The Cisco Nexus 5000 and 7000 Series of switches all require a storage services license to enable the FC or FCoE protocol for SAN boot implementations. The Cisco Nexus 9000 Series Switches currently do not support FC or FCoE.

The required licenses and the part numbers for those licenses vary depending on the options that you select for each component of the FlexPod solution. For example, software license part numbers vary depending on the number of ports and which Cisco Nexus 5000 or 7000 Series Switches you choose. Consult your sales representative for the exact part numbers. The table below lists the Cisco software licensing options.

Cisco software licensing	Part number	License information
Cisco Nexus 5500 Storage License, 8-, 48-, and 96-port	N55-8P-SSK9/N55-48P-SSK9/N55-96P-SSK9	Licensing Cisco NX-OS Software Features
Cisco Nexus 5010/5020 Storage Protocols License	N5010-SSK9/N5020-SSK9	
Cisco Nexus 5600 Storage Protocols License	N56-16p-SSK9/N5672-72P-SSK9/N56128-128P-SSK9	
Cisco Nexus 7000 Storage Enterprise License	N7K-SAN1K9	
Cisco Nexus 9000 Enterprise Services License	N95-LAN1K9/N93-LAN1K9	

Cisco support licensing options

Valid SmartNet support contracts are required on all Cisco equipment in the FlexPod architecture.

The required licenses and the part numbers for those licenses must be verified by your sales representative because they can vary for different products. The table below lists the Cisco support licensing options.

Cisco Support licensing	License guide
Smart Net Total Care Onsite Premium	Cisco Smart Net Total Care Service

NetApp components

NetApp storage controllers provide the storage foundation in the FlexPod architecture for both boot and application data storage. NetApp components include storage controllers, cluster interconnect switches, drives and disk shelves, and licensing options.

NetApp storage controller options

Redundant NetApp FAS, AFF, or AFF ASA controllers are required in the FlexPod architecture. The controllers run ONTAP software. When the storage controllers are ordered, the preferred software version can be preloaded on the controllers. For ONTAP, a complete cluster is ordered. A complete cluster includes a pair of storage controllers and a cluster interconnect (switch or switchless).

Different options and configurations are available, depending on the selected storage platform. Consult your sales representative for details about these additional components.

The controller families that are listed in the table below are appropriate for use in a FlexPod Datacenter solution because their connection to the Cisco Nexus switches is seamless. See the [NetApp Hardware Universe](#) for specific compatibility details on each controller model.

Storage controller family	Technical specifications
AFF A-Series	AFF A-Series Documentation
AFF ASA A-Series	AFF ASA A-Series Documentation
FAS Series	FAS Series Documentation

Cluster interconnect switch options

The following table lists the Nexus cluster interconnect switches that are available for FlexPod architectures. In addition, FlexPod supports all ONTAP supported cluster switches including non-Cisco switches, provided they are compatible with the version of ONTAP being deployed. See the [NetApp Hardware Universe](#) for additional compatibility details for specific switch models.

Cluster interconnect switch	Technical specifications
Cisco Nexus 3132Q-V	NetApp Documentation: Cisco Nexus 3132Q-V switches
Cisco Nexus 9336C-FX2	NetApp Documentation: Cisco Nexus 9336C-FX2 switches

NetApp disk shelf and drive options

A minimum of one NetApp disk shelf is required for all storage controllers.

The selected NetApp shelf type determines which drive types are available within that shelf.



For all disk shelves and disk part numbers, consult your sales representative.

For more information about the supported drives, click the NetApp Hardware Universe link in the following table and then select Supported Drives.

Disk shelf	Technical specifications
DS224C	Disk Shelves and Storage Media Supported Drives on NetApp Hardware Universe
DS212C	
DS460C	
NS224	

NetApp software licensing options

The following table lists the NetApp software licensing options that are available for the FlexPod Datacenter architecture. NetApp software is licensed at the FAS and AFF controller level.

NetApp software licensing	Part number	Technical specifications
SW, Complete BNDL (Controller), -C	SW-8XXX-COMP-BNDL-C	Product Library A–Z
SW, ONTAP Essentials (Controller), -C	SW-8XXX-ONTAP9-C	

NetApp support licensing options

NetApp SupportEdge Premium licenses are required for the FlexPod architecture, but the part numbers for those licenses vary based on the options that you select in the FlexPod design. For example, software license part numbers are different depending on which FAS controller you choose. Consult your sales representative for information about the exact part numbers for individual support licenses. The table below shows an

example of a SupportEdge license.

NetApp support licensing	Part number	Technical specifications
SupportEdge Premium 4 hours on site—months: 36	CS-O2-4HR	NetApp SupportEdge Premium

Power and cabling requirements

A FlexPod design has minimum requirements for power and cabling.

Power requirements

Power requirements for FlexPod Datacenter differ based on the location where the FlexPod Datacenter configuration is installed.

For more data about the maximum power that is required and for other detailed power information, consult the technical specifications for each hardware component listed in the section [Technical Specifications and References: Hardware Components](#).

For detailed Cisco UCS power data, see the [Cisco UCS power calculator](#).

For NetApp storage controller power data, see the [NetApp Hardware Universe](#). Under Platforms, select the storage platform that you want to use in the configuration (FAS/V-Series or AFF). Select the ONTAP version and storage controller, and then click the Show Results button.

Minimum cable requirements

The number and type of cables and adapters that are required vary per FlexPod Datacenter deployment. The cable type, transceiver type, and number are determined during the design process based on your requirements. The table below lists the minimum number of cables required.

Hardware	Model number	Cables required
Cisco UCS chassis	Cisco UCS 5108	At least two twinaxial cables per Cisco UCS 2104XP, 2204XP, or 2208XP module

Hardware	Model number	Cables required
Cisco UCS Fabric Interconnects	Cisco UCS 6248UP	<ul style="list-style-type: none"> Two Cat5e cables for management ports
	Cisco UCS 6296UP	<ul style="list-style-type: none"> Two Cat5e cables for the L1, L2 interconnects, per pair of fabric interconnects
	Cisco UCS 6332-16UP	<ul style="list-style-type: none"> At least four twinaxial cables per fabric interconnect
	Cisco UCS 6454	<ul style="list-style-type: none"> At least four FC cables per fabric interconnect
	Cisco UCS 6332	<ul style="list-style-type: none"> Two Cat5e cables for management ports Two Cat5e cables for the L1, L2 interconnects, per pair of fabric interconnects At least four twinaxial cables per fabric interconnect
	Cisco UCS 6324	<ul style="list-style-type: none"> Two 10/100/1000Mbps management ports At least two twinaxial cables per fabric interconnect
Cisco Nexus 5000 and 7000 Series Switches	Cisco Nexus 5000 Series	<ul style="list-style-type: none"> At least two 10GbE fiber or twinaxial cables per switch At least two FC cables per switch (if FC/FCoE connectivity is required)
	Cisco Nexus 7000 Series	
Cisco Nexus 9000 Series Switches	Cisco Nexus 9000 Series	At least two 10GbE cables per switch
NetApp FAS controllers	AFF A-Series	<ul style="list-style-type: none"> A pair of SAS or SATA cables per storage controller At least two FC cables per controller, if using legacy FC At least two 10GbE cables per controller
	FAS Series	<ul style="list-style-type: none"> At least one GbE cable for management per controller For ONTAP, eight short twinaxial cables are required per pair of cluster interconnect switches

Hardware	Model number	Cables required
NetApp disk shelves	DS212C	Two SAS, SATA, or FC cables per disk shelf
	DS224C	
	DS460C	
	NS224	Two 100Gbps copper cables per disk shelf

Technical specifications and references

Technical specifications provide details about the hardware components in a FlexPod solution, such as chassis, FEXs, servers, switches, and storage controllers.

Cisco UCS B-Series blade server chassis

The technical specifications for Cisco UCS B-Series Blade Server chassis, as shown in the table below, include the following components:

- Number of rack units
- Maximum number of blades
- Unified Fabric capability
- Midplane I/O bandwidth per server
- Number of I/O bays for FEXs

Component	Cisco UCS 5100 Series blade server chassis
Rack units	6
Maximum full-width blades	4
Maximum half-width blades	8
Capable of Unified Fabric	Yes
Midplane I/O	Up to 80Gbps of I/O bandwidth per server
I/O bays for FEXs	Two bays for Cisco UCS 2104XP, 2204/8XP, 2408XP, and 2304 FEXs

For more information, see the [Cisco UCS 5100 Series Blade Server Chassis Datasheet](#).

Cisco UCS B-Series blade servers

The technical specifications for Cisco UCS B-Series Blade Servers, as shown in the table below, include the following components:

- Number of processor sockets
- Processor support
- Memory capacity

- Size and speed
- SAN boot support
- Number of mezzanine adapter slots
- I/O maximum throughput
- Form factor
- Maximum number of servers per chassis

Component	Cisco UCS datasheet
Cisco UCS B200 M6	Cisco UCS B200 M6 Blade Server

Cisco UCS C-Series rack servers

The technical specifications for the Cisco UCS C-Series rack servers include processor support, maximum memory capacity, the number of PCIe slots, and the size of the form factor. For additional details on compatible UCS server models, see the [Cisco Hardware Compatibility](#) list. The following tables illustrate the C-Series Rack Server datasheets and Cisco UCS C-Series chassis option, respectively.

Component	Cisco UCS datasheet
Cisco UCS C220 M6	Cisco UCS C220 M6 Rack Server
Cisco UCS C225 M6	Cisco UCS C225 M6 Rack Server
Cisco UCS C240 M6	Cisco UCS C240 M6 Rack Server
Cisco UCS C245 M6	Cisco UCS C245 M6 Rack Server

Cisco UCS X-Series chassis

The technical specifications for Cisco UCS X-Series chassis, as shown in the table below, include the following components:

- Number of rack units
- Maximum number of nodes
- Unified Fabric capability
- Number of I/O bays for IFMs

Component	Cisco UCS 9508 X-Series compute node chassis
Rack units	7
Maximum number of nodes	8
Capable of Unified Fabric	Yes
I/O bays for IFMs	Two bays for Cisco UCS 9108 Intelligent Fabric Modules (IFMs)

For more information, see the [Cisco UCS X9508 X-Series Chassis Datasheet](#).

Cisco UCS X-Series compute node

The technical specifications for Cisco UCS X-Series compute node, as shown in the following table below, include the following components:

- Number of processor sockets
- Processor support
- Memory capacity
- Size and speed
- SAN boot support
- Number of mezzanine adapter slots
- I/O maximum throughput
- Form factor
- Maximum number of compute nodes per chassis

Component	Cisco UCS datasheet
Cisco UCS X210c M6	Cisco UCS X210c M6 Compute Node

GPU recommendation for FlexPod AI, ML, and DL

The Cisco UCS C-Series Rack Servers listed in the table below can be used in a FlexPod architecture for hosting AI, ML, and DL workloads. The Cisco UCS C480 ML M5 Servers are purpose built for AI, ML, and DL workloads and use NVIDIA's SXM2- based GPUs while the other servers use PCIe- based GPUs.

The table below also lists the recommended GPUs that can be used with these servers.

Server	GPUs
Cisco UCS C220 M6	NVIDIA T4
Cisco UCS C225 M6	NVIDIA T4
Cisco UCS C240 M6	NVIDIA TESLA A10, A100
Cisco UCS C245 M6	NVIDIA TESLA A10, A100

Cisco UCS VIC adapters for Cisco UCS B-Series blade servers

The technical specifications for Cisco UCS Virtual Interface Card (VIC) adapters for Cisco UCS B-Series Blade Servers include the following components:

- Number of uplink ports
- Performance per port (IOPS)
- Power
- Number of blade ports
- Hardware offload
- Single root input/output virtualization (SR-IOV) support

All currently validated FlexPod architectures use a Cisco UCS VIC. Other adapters are supported if they are listed on the NetApp [IMT](#) and are compatible with your deployment of FlexPod, but they might not deliver all the features that are outlined in corresponding reference architectures. The following table illustrates the Cisco UCS VIC adapter datasheets.

Component	Cisco UCS datasheet
Cisco UCS Virtual Interface Adapters	Cisco UCS VIC Datasheets

Cisco UCS fabric interconnects

The technical specifications for Cisco UCS fabric interconnects include form factor size, the total number of ports and expansion slots, and throughput capacity. The following table illustrates the Cisco UCS fabric interconnect datasheets.

Component	Cisco UCS datasheet
Cisco UCS 6248UP	Cisco UCS 6200 Series Fabric Interconnects
Cisco UCS 6296UP	
Cisco UCS 6324	Cisco UCS 6324 Fabric Interconnect
Cisco UCS 6300	Cisco UCS 6300 Series Fabric Interconnects
Cisco UCS 6454	Cisco UCS 6400 Series Fabric Interconnects

Cisco Nexus 5000 Series switches

The technical specifications for Cisco Nexus 5000 Series Switches, including the form factor size, the total number of ports, and layer- 3 module and daughter card support, are contained in the datasheet for each model family. These datasheets can be found in the following table.

Component	Cisco Nexus datasheet
Cisco Nexus 5548UP	Cisco Nexus 5548UP Switch
Cisco Nexus 5596UP (2U)	Cisco Nexus 5596UP Switch
Cisco Nexus 56128P	Cisco Nexus 56128P Switch
Cisco Nexus 5672UP	Cisco Nexus 5672UP Switch

Cisco Nexus 7000 Series switches

The technical specifications for Cisco Nexus 7000 Series Switches, including the form factor size and the maximum number of ports, are contained in the datasheet for each model family. These datasheets can be found in the following table.

Component	Cisco Nexus datasheet
Cisco Nexus 7004	Cisco Nexus 7000 Series Switches
Cisco Nexus 7009	
Cisco Nexus 7010	
Cisco Nexus 7018	

Component	Cisco Nexus datasheet
Cisco Nexus 7702	Cisco Nexus 7700 Series Switches
Cisco Nexus 7706	
Cisco Nexus 7710	
Cisco Nexus 7718	

Cisco Nexus 9000 Series switches

The technical specifications for Cisco Nexus 9000 Series Switches are contained in the datasheet for each model. Specifications include the form factor size; the number of supervisors, fabric module, and line card slots; and the maximum number of ports. These datasheets can be found in the following table.

Component	Cisco Nexus datasheet
Cisco Nexus 9000 Series	Cisco Nexus 9000 Series Switches
Cisco Nexus 9500 Series	Cisco Nexus 9500 Series Switches
Cisco Nexus 9300 Series	Cisco Nexus 9300 Series Switches
Cisco Nexus 9336PQ ACI Spine Switch	Cisco Nexus 9336PQ ACI Spine Switch
Cisco Nexus 9200 Series	Cisco Nexus 9200 Platform Switches

Cisco Application Policy Infrastructure controller

When you deploy Cisco ACI, in addition to the items in the section [Cisco Nexus 9000 Series Switches](#), you must configure three Cisco APICs. The following table lists the Cisco APIC datasheet.

Component	Cisco Application Policy Infrastructure datasheet
Cisco Application Policy Infrastructure Controller	Cisco APIC Datasheet

Cisco Nexus fabric extender details

The technical specifications for the Cisco Nexus FEX include speed, the number of fixed ports and links, and form factor size.

The following table lists the Cisco Nexus 2000 Series FEX datasheet.

Component	Cisco Nexus fabric extender datasheet
Cisco Nexus 2000 Series Fabric Extenders	Nexus 2000 Series FEX Datasheet

SFP modules

For information about the SFP modules, review the following resources:

- For information about the Cisco 10Gb SFP, see [Cisco 10 Gigabit Modules](#).
- For information about the Cisco 25Gb SFP, see [Cisco 25 Gigabit Modules](#).
- For information about the Cisco QSFP module, see the [Cisco 40GBASE QSFP Modules datasheet](#).

- For information about the Cisco 100Gb SFP, see [Cisco 100 Gigabit Modules](#).
- For information about the Cisco FC SFP module, see the [Cisco MDS 9000 Family Pluggable Transceivers datasheet](#).
- For information about all supported Cisco SFP and transceiver modules, see [Cisco SFP and SFP+ Transceiver Module Installation Notes](#) and [Cisco Transceiver Modules](#).

NetApp storage controllers

The technical specifications for NetApp storage controllers include the following components:

- Chassis configuration
- Number of rack units
- Amount of memory
- NetApp FlashCache caching
- Aggregate size
- Volume size
- Number of LUNs
- Supported network storage
- Maximum number of NetApp FlexVol volumes
- Maximum number of supported SAN hosts
- Maximum number of Snapshot copies

FAS Series

All available models of FAS storage controllers are supported for use in a FlexPod Datacenter. Detailed specifications for all FAS series storage controllers are available in the [NetApp Hardware Universe](#). See the platform-specific documentation listed in the following table for detailed information about a specific FAS model.

Component	FAS Series controller platform documentation
FAS9000 Series	FAS9000 Series Datasheet
FAS8700 Series	FAS8700 Series Datasheet
FAS8300 Series	FAS8300 Series Datasheet
FAS500f Series	FAS500f Series Datasheet
FAS2700 Series	FAS2700 Series Datasheet

AFF A-Series

All current models of NetApp AFF A-Series storage controllers are supported for use in FlexPod. Additional information can be found in the [AFF Technical Specifications](#) datasheet and in the [NetApp Hardware Universe](#). See the platform-specific documentation listed in the following table for detailed information about a specific AFF Model.

Component	AFF A-Series controller platform documentation
NetApp AFF A800	AFF A800 Platform Documentation
NetApp AFF A700	AFF A700 Platform Documentation
NetApp AFF A700s	AFF A700s Platform Documentation
NetApp AFF A400	AFF A400 Platform Documentation
NetApp AFF A250	AFF A250 Platform Documentation

AFF ASA A-Series

All current models of NetApp AFF ASA A-Series storage controllers are supported for use in FlexPod. Additional information can be found in the All SAN Array documentation resources, ONTAP AFF All SAN Array System technical report, and in the NetApp Hardware Universe. See the platform-specific documentation listed in the following table for detailed information about a specific AFF Model.

Component	AFF A-Series controller platform documentation
NetApp AFF ASA A800	AFF ASA A800 Platform Documentation
NetApp AFF ASA A700	AFF ASA A700 Platform Documentation
NetApp AFF ASA A400	AFF ASA A400 Platform Documentation
NetApp AFF ASA A250	AFF ASA A250 Platform Documentation
NetApp AFF ASA A220	AFF ASA A220 Platform Documentation

NetApp disk shelves

The technical specifications for NetApp disk shelves include the form factor size, the number of drives per enclosure, and the shelf I/O modules; this documentation can be found in the following table. For more information, see the [NetApp Disk Shelves and Storage Media Technical Specifications](#) and the [NetApp Hardware Universe](#).

Component	NetApp FAS/AFF disk shelf documentation
NetApp DS212C Disk Shelf	DS212C Disk Shelf Documentation
NetApp DS224C Disk Shelf	DS224C Disk Shelf Documentation
NetApp DS460C Disk Shelf	DS460C Disk Shelf Documentation
NetApp NS224 NVMe-SSD Disk Shelf	NS224 Disk Shelf Documentation

NetApp drives

The technical specifications for NetApp drives include the form factor size, disk capacity, disk RPM, supporting controllers, and ONTAP version requirements. These specifications can be found in the Drives section of the [NetApp Hardware Universe](#).

Legacy equipment

FlexPod is a flexible solution that enables you to use your existing equipment and new

equipment that is currently for sale by Cisco and NetApp. Occasionally, certain models of equipment from both Cisco and NetApp are designated as end of life (EOL).

Even though these equipment models are no longer available, if you purchased one of these models before the end-of-availability (EOA) date, you can use that equipment in a FlexPod configuration. A complete list of the legacy equipment models that are supported in FlexPod that are no longer for sale can be referenced on the [NetApp Service and Support Product Programs End of Availability Index](#).

For more information on legacy Cisco equipment, see the Cisco EOL and EOA notices for [Cisco UCS C-Series Rack Servers](#), [Cisco UCS B-Series Blade Servers](#), and [Nexus switches](#).

Legacy FC Fabric support includes the following:

- 2Gb Fabric
- 4Gb Fabric

Legacy software includes the following:

- NetApp Data ONTAP operating in 7-Mode, 7.3.5 and later
- ONTAP 8.1.x through 9.0.x
- Cisco UCS Manager 1.3 and later
- Cisco UCS Manager 2.1 through 2.2.7

Where to find additional Information

To learn more about the information that is described in this document, review the following documents and websites:

- NetApp Product Documentation
<https://docs.netapp.com/>
- NetApp Support Communications
<https://mysupport.netapp.com/info/communications/index.html>
- NetApp Interoperability Matrix Tool (IMT)
<https://mysupport.netapp.com/matrix/#welcome>
- NetApp Hardware Universe
<https://hwu.netapp.com/>
- NetApp Support
<https://mysupport.netapp.com/>

Copyright information

Copyright © 2025 NetApp, Inc. All Rights Reserved. Printed in the U.S. No part of this document covered by copyright may be reproduced in any form or by any means—graphic, electronic, or mechanical, including photocopying, recording, taping, or storage in an electronic retrieval system—without prior written permission of the copyright owner.

Software derived from copyrighted NetApp material is subject to the following license and disclaimer:

THIS SOFTWARE IS PROVIDED BY NETAPP “AS IS” AND WITHOUT ANY EXPRESS OR IMPLIED WARRANTIES, INCLUDING, BUT NOT LIMITED TO, THE IMPLIED WARRANTIES OF MERCHANTABILITY AND FITNESS FOR A PARTICULAR PURPOSE, WHICH ARE HEREBY DISCLAIMED. IN NO EVENT SHALL NETAPP BE LIABLE FOR ANY DIRECT, INDIRECT, INCIDENTAL, SPECIAL, EXEMPLARY, OR CONSEQUENTIAL DAMAGES (INCLUDING, BUT NOT LIMITED TO, PROCUREMENT OF SUBSTITUTE GOODS OR SERVICES; LOSS OF USE, DATA, OR PROFITS; OR BUSINESS INTERRUPTION) HOWEVER CAUSED AND ON ANY THEORY OF LIABILITY, WHETHER IN CONTRACT, STRICT LIABILITY, OR TORT (INCLUDING NEGLIGENCE OR OTHERWISE) ARISING IN ANY WAY OUT OF THE USE OF THIS SOFTWARE, EVEN IF ADVISED OF THE POSSIBILITY OF SUCH DAMAGE.

NetApp reserves the right to change any products described herein at any time, and without notice. NetApp assumes no responsibility or liability arising from the use of products described herein, except as expressly agreed to in writing by NetApp. The use or purchase of this product does not convey a license under any patent rights, trademark rights, or any other intellectual property rights of NetApp.

The product described in this manual may be protected by one or more U.S. patents, foreign patents, or pending applications.

LIMITED RIGHTS LEGEND: Use, duplication, or disclosure by the government is subject to restrictions as set forth in subparagraph (b)(3) of the Rights in Technical Data -Noncommercial Items at DFARS 252.227-7013 (FEB 2014) and FAR 52.227-19 (DEC 2007).

Data contained herein pertains to a commercial product and/or commercial service (as defined in FAR 2.101) and is proprietary to NetApp, Inc. All NetApp technical data and computer software provided under this Agreement is commercial in nature and developed solely at private expense. The U.S. Government has a non-exclusive, non-transferrable, nonsublicensable, worldwide, limited irrevocable license to use the Data only in connection with and in support of the U.S. Government contract under which the Data was delivered. Except as provided herein, the Data may not be used, disclosed, reproduced, modified, performed, or displayed without the prior written approval of NetApp, Inc. United States Government license rights for the Department of Defense are limited to those rights identified in DFARS clause 252.227-7015(b) (FEB 2014).

Trademark information

NETAPP, the NETAPP logo, and the marks listed at <http://www.netapp.com/TM> are trademarks of NetApp, Inc. Other company and product names may be trademarks of their respective owners.