



# **StorageGRID with VMware vSphere: NetApp HCI and Cisco ACI**

HCI

NetApp  
September 01, 2020

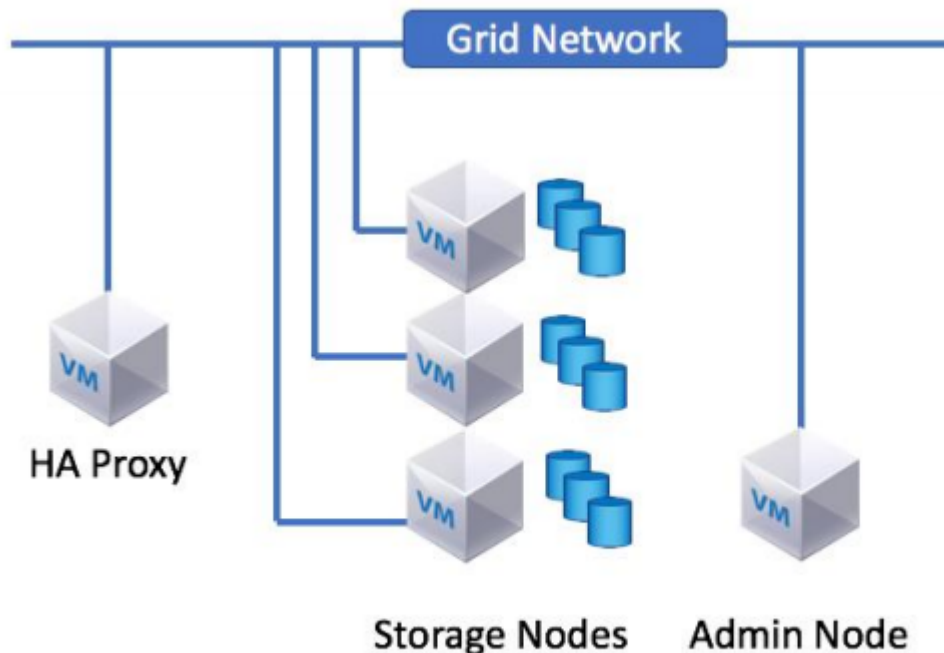
This PDF was generated from [https://docs.netapp.com/us-en/hci-solutions/hcicaci\\_storagegrid\\_with\\_vmware\\_vsphere\\_\\_netapp\\_hci\\_and\\_cisco\\_aci.html](https://docs.netapp.com/us-en/hci-solutions/hcicaci_storagegrid_with_vmware_vsphere__netapp_hci_and_cisco_aci.html) on February 15, 2021. Always check docs.netapp.com for the latest.

# Table of Contents

StorageGRID with VMware vSphere: NetApp HCI and Cisco ACI ..... 1  
Workflow ..... 1

# StorageGRID with VMware vSphere: NetApp HCI and Cisco ACI

StorageGRID is a robust software-defined, object-based storage platform that stores and manages unstructured data with a tiered approach along with intelligent policy-driven management. It allows you to manage data while optimizing durability, protection, and performance. StorageGRID can also be deployed as hardware or as an appliance on top of a virtual environment that decouples storage management software from the underlying hardware. StorageGRID opens a new realm of supported storage platforms, increasing flexibility and scalability. StorageGRID platform services are also the foundation for realizing the promise of the hybrid cloud, letting you tier and replicate data to public or other S3-compatible clouds. See the [StorageGRID](#) documentation for more details. The following figure provides an overview of StorageGRID nodes.



## Workflow


The following workflow was used to set up the environment. Each of these steps might involve several individual tasks.

1. Create an L2 BD and EPG for the grid network used for internal communication between the nodes in the StorageGRID system. However, if your network design for StorageGRID consists of multiple grid networks, then create an L3 BD instead of an L2 BD. Attach the VMM domain to the EPG with the Native switching mode (in the case of a Cisco AVE virtual switch) and with Pre-Provision Resolution Immediacy. The corresponding port group is used for the grid network on StorageGRID nodes.

# EPG - GridNetwork

---

---



Properties

QoS class:

Custom QoS:

Data-Plane Policer:

Intra EPG Isolation:


Preferred Group Member:

Flood on Encapsulation:

Configuration Status: applied

Configuration Issues:

Label Match Criteria:

Bridge Domain:  

Resolved Bridge Domain: HCI-Infra/GridNetwork-BD

Monitoring Policy:

FHS Trust Control Policy:

EPG Contract Master:

2. Create a datastore to host the StorageGRID nodes.
3. Deploy and configure StorageGRID. For more details on installation and configuration, see the [StorageGRID documentation](#). If the environment already has ONTAP or ONTAP Select, then you can use the NetApp Fabric Pool feature. Fabric Pool is an automated storage tiering feature in which active data resides on local high-performance solid-state drives (SSDs) and inactive data is tiered to low-cost object storage. It was first made available in NetApp ONTAP 9.2. For more information on Fabric Pool, see the documentation [here](#).

Next: [Validation Results](#)

## Copyright Information

Copyright © 2021 NetApp, Inc. All rights reserved. Printed in the U.S. No part of this document covered by copyright may be reproduced in any form or by any means-graphic, electronic, or mechanical, including photocopying, recording, taping, or storage in an electronic retrieval system-without prior written permission of the copyright owner.

Software derived from copyrighted NetApp material is subject to the following license and disclaimer:

THIS SOFTWARE IS PROVIDED BY NETAPP "AS IS" AND WITHOUT ANY EXPRESS OR IMPLIED WARRANTIES, INCLUDING, BUT NOT LIMITED TO, THE IMPLIED WARRANTIES OF MERCHANTABILITY AND FITNESS FOR A PARTICULAR PURPOSE, WHICH ARE HEREBY DISCLAIMED. IN NO EVENT SHALL NETAPP BE LIABLE FOR ANY DIRECT, INDIRECT, INCIDENTAL, SPECIAL, EXEMPLARY, OR CONSEQUENTIAL DAMAGES (INCLUDING, BUT NOT LIMITED TO, PROCUREMENT OF SUBSTITUTE GOODS OR SERVICES; LOSS OF USE, DATA, OR PROFITS; OR BUSINESS INTERRUPTION) HOWEVER CAUSED AND ON ANY THEORY OF LIABILITY, WHETHER IN CONTRACT, STRICT LIABILITY, OR TORT (INCLUDING NEGLIGENCE OR OTHERWISE) ARISING IN ANY WAY OUT OF THE USE OF THIS SOFTWARE, EVEN IF ADVISED OF THE POSSIBILITY OF SUCH DAMAGE.

NetApp reserves the right to change any products described herein at any time, and without notice. NetApp assumes no responsibility or liability arising from the use of products described herein, except as expressly agreed to in writing by NetApp. The use or purchase of this product does not convey a license under any patent rights, trademark rights, or any other intellectual property rights of NetApp.

The product described in this manual may be protected by one or more U.S. patents, foreign patents, or pending applications.

RESTRICTED RIGHTS LEGEND: Use, duplication, or disclosure by the government is subject to restrictions as set forth in subparagraph (c)(1)(ii) of the Rights in Technical Data and Computer Software clause at DFARS 252.277-7103 (October 1988) and FAR 52-227-19 (June 1987).

## Trademark Information

NETAPP, the NETAPP logo, and the marks listed at <http://www.netapp.com/TM> are trademarks of NetApp, Inc. Other company and product names may be trademarks of their respective owners.