



# **Understand the Keystone dashboard**

## **Keystone**

NetApp  
February 10, 2026

This PDF was generated from <https://docs.netapp.com/us-en/keystone-staas-2/integrations/dashboard-overview.html> on February 10, 2026. Always check docs.netapp.com for the latest.

# Table of Contents

- Understand the Keystone dashboard . . . . . 1
  - Learn about the Keystone dashboard . . . . . 1
    - Access the Keystone dashboard . . . . . 1
    - About NetApp Console . . . . . 1
    - Keystone features in NetApp Console and Digital Advisor . . . . . 2
  - Get started with the Keystone dashboard . . . . . 2
  - Keystone dashboard in NetApp Console . . . . . 4
  - Keystone dashboard in Digital Advisor . . . . . 5
    - Search by Keystone watchlists . . . . . 6
  - Search Keystone data, generate reports, and view alerts . . . . . 7
    - Search and filter data from NetApp Console . . . . . 7
    - Generate reports from NetApp Console or Digital Advisor . . . . . 8
    - Generate consolidated report from Digital Advisor . . . . . 8
    - View alerts from Digital Advisor . . . . . 8

# Understand the Keystone dashboard

## Learn about the Keystone dashboard

The Keystone dashboard is your go-to solution for efficiently monitoring, analyzing, and managing your Keystone subscriptions. Through the Keystone dashboard, you can achieve the following goals:

- **Monitor subscription details:** View detailed information about your Keystone subscriptions, including performance service levels, capacity usage, assets, and alerts.
- **Track capacity usage and generate reports:** Keep track of current and historical capacity usage, and generate reports to analyze subscription data and make informed decisions.
- **View subscription timeline:** Stay informed about key dates and events by monitoring the timeline of your subscriptions.
- **Manage subscriptions:** Submit requests to modify performance service levels or other subscription parameters as your needs change.
- **Analyze volumes and objects:** Gain detailed insights into the volumes and objects of your subscriptions, including their capacity at both the volume and object levels.

## Access the Keystone dashboard

You can access the Keystone dashboard through:

- **NetApp Console:** Access the dashboard from **Storage > Keystone > Overview** in the Console. To learn more, refer to [Keystone dashboard in NetApp Console](#).
- **Active IQ Digital Advisor** (also known as Digital Advisor): Access the dashboard from **General > Keystone Subscriptions** in Digital Advisor. To learn more, refer to [Keystone dashboard in Digital Advisor](#).

## About NetApp Console

Keystone is accessible through the NetApp Console.

The NetApp Console provides centralized management of NetApp storage and data services across on-premises and cloud environments at enterprise scale. The Console is required to access and use NetApp data services. As a management interface, it enables you to manage many storage resources from one interface. Console administrators can control access to storage and services for all systems within the enterprise.

You don't need a license or subscription to start using the Console and you only incur charges when you need to deploy Console agents in your cloud to ensure connectivity to your storage systems or NetApp data services. However, some NetApp data services accessible from the Console are licensed or subscription-based.

Learn more about the [NetApp Console](#).

Note the following:

- While the Console and Digital Advisor offer some exclusive features, the Console provides administrative functionality for Keystone, allowing you to manage subscriptions and make necessary adjustments. To learn more, refer to [Keystone access roles in NetApp Console](#).

- Digital Advisor is integrated with the Console, allowing you to access all Digital Advisor features, including the Keystone dashboard, directly from the Console. To learn more, refer to [Digital Advisor integration with NetApp Console](#).

## Keystone features in NetApp Console and Digital Advisor

The following table shows the availability of features in the NetApp Console and Digital Advisor, helping you quickly identify the right platform for your needs:

| Feature   | NetApp Console   | Digital Advisor             |
|---|--|-----------------------------|
| <a href="#">View your subscription details</a>                      | Yes  | Yes                         |
| <a href="#">Monitor current and historical capacity usage</a>       | Yes  | Yes                         |
| <a href="#">Track subscription timeline</a>                         | Yes  | No                          |
| <a href="#">View assets associated with a Keystone subscription</a> | Yes  | Yes                         |
| <a href="#">View assets across multiple Keystone subscriptions</a>  | Yes  | No                          |
| <a href="#">View and manage alerts and monitors</a>                 | Yes  | No                          |
| <a href="#">Generate reports</a>                                    | Yes  | Yes                         |
| <a href="#">View volumes and objects details</a>                    | Yes  | Yes                         |
| <a href="#">View MetroCluster consumption and health</a>            | Yes (includes health status, topology view, and sync monitoring) | Yes (consumption data only) |
| <a href="#">View performance metrics</a>                            | No   | Yes                         |

### Related information

- [Get started with the Keystone dashboard](#)
- [Keystone dashboard in NetApp Console](#)
- [Keystone dashboard in Digital Advisor](#)

## Get started with the Keystone dashboard

You can access the Keystone dashboard through the NetApp Console or Digital Advisor after subscribing to NetApp Keystone services.

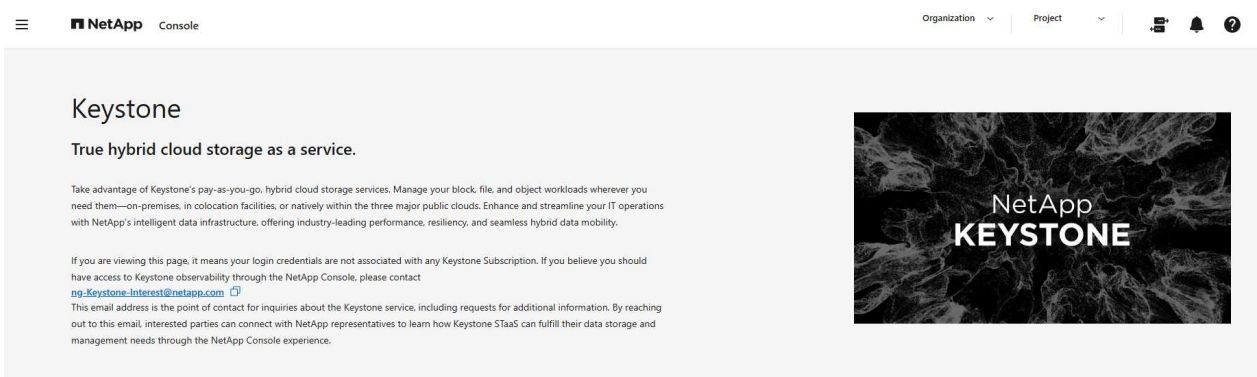
## NetApp Console

Log in to the Console using your NetApp Support Site credentials or sign up for a NetApp cloud login using your email and a password. For details, see [logging in to the Console](#).

### Steps

1. Log in to the Console.
2. From the Console left navigation menu, select **Storage > Keystone**.

The Keystone dashboard appears.



Contact NetApp Keystone support if your login credentials are not linked to any Keystone subscriptions.

## Digital Advisor

The Digital Advisor dashboard enables you to view the details of your Keystone subscriptions. To log in to Digital Advisor, you can use your NetApp Support Site credentials.

### Steps

1. Open a web browser, and go to the [Digital Advisor](#) login page.
2. Provide your username and password and click **Sign In**.

You can view the details of your subscription and usage, and see a summary of capacity usage against your purchased Keystone services, on the **Keystone Subscriptions** widget in the Digital Advisor dashboard. To learn more about the **Keystone Subscriptions** widget, refer to [Keystone dashboard in Digital Advisor](#).

## Related information

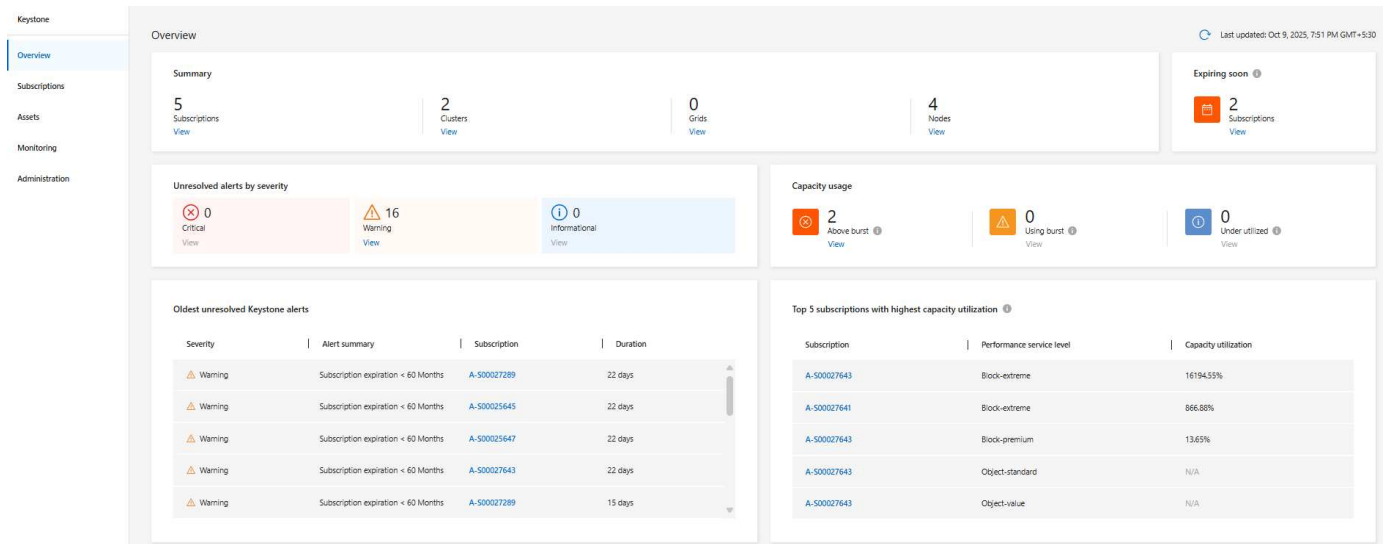
- [Keystone dashboard in NetApp Console](#)
- [Keystone dashboard in Digital Advisor](#)

- [View your subscription details](#)

## Keystone dashboard in NetApp Console

You can use the **Overview** page to quickly determine the workloads at risk, view the capacity and expiry status of subscriptions, identify the unresolved alerts, and view the subscriptions with the highest capacity utilization. You can also view the status of your subscriptions across different versions of Keystone, highlighting any issues that need your attention.

To view the **Overview** page, from the Console left navigation menu, go to **Storage > Keystone > Overview**.



The **Overview** page offers the following insights:

- **Summary:** Displays the total number of subscriptions, ONTAP clusters, StorageGRID nodes, and ONTAP nodes. Each category has a **View** button to easily navigate to detailed sections on the **Subscriptions** or **Assets** tab.
- **Expiring soon:** The number of subscriptions expiring within 6 months. Click **View** to see these subscriptions in the **Subscriptions** tab.
- **Open requests:** The total number of open service requests.
- **Unresolved alerts by severity:** Lists the total unresolved alerts based on severity—Critical, Warning, and Informational. Each category includes a **View** button to review details and take further action.
- **Capacity usage:** The capacity consumption status for subscriptions that are above burst, using burst, and underutilized. Each category includes a **View** button to navigate to the **Subscriptions** tab with relevant filters applied.
- **Oldest unresolved Keystone alerts:** Displays a table of the oldest critical unresolved alerts across subscriptions.
- **Top 5 subscriptions with highest capacity utilization:** Displays a table of the top five Keystone subscriptions with the highest percentage of capacity utilization. You can click the subscription number from the **Subscription** column to get detailed insights.

### Related information

- [Learn about the Keystone dashboard](#)
- [Get started with the Keystone dashboard](#)
- [Keystone dashboard in Digital Advisor](#)
- [View your subscription details](#)
- [View your current consumption details](#)
- [View consumption trends](#)

## Keystone dashboard in Digital Advisor

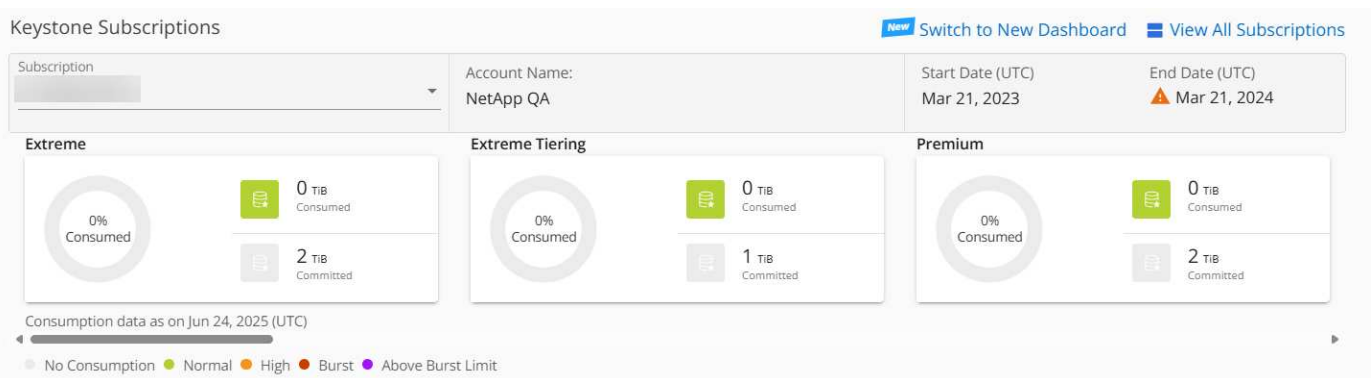
As a NetApp Keystone STaaS subscriber, you can get an overview of your subscriptions on the **Keystone Subscriptions** widget of the Digital Advisor dashboard.

You can search for a specific Keystone subscription by entering the first three characters of a customer or watchlist name, or the Keystone subscription number. For information about how to search Keystone STaaS subscriptions by watchlists, see [Search by using Keystone watchlists](#).

Digital Advisor offers a unified dashboard that gives insights into various levels of your subscription data and usage information through the **Switch to old/new dashboard** button.

### Default (old) dashboard

You can see your customer name and subscription number, account name, start and end dates of the subscription, and the capacity usage graphs as per your subscribed performance service levels. You can see the collection timestamp of the consumption data in UTC time.



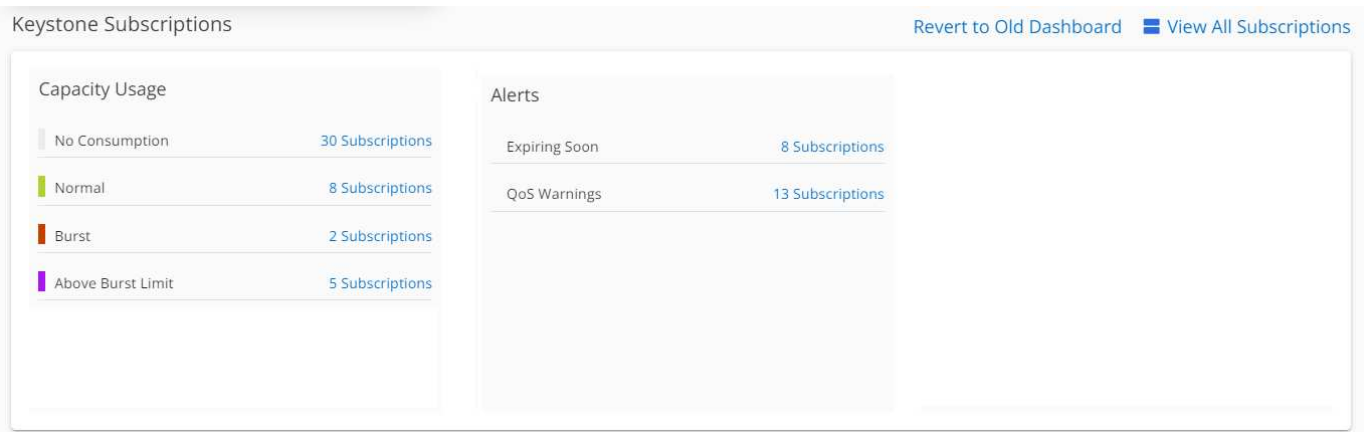
### Alternative (new) dashboard

You can see the breakup of the capacity usage as per your subscriptions, and warnings and alerts that require immediate attention or action. The information appears selectively, depending on your subscriptions and the status of your usage. You can view this information:

- **Capacity usage:** Consumption data such as no usage, consumption exceeding 80% of the committed capacity, burst usage, and consumption above the burst capacity.
- **Alerts:** You see alerts for various scenarios if they are applicable to you.
  - **Expiring soon:** In case your subscriptions expire within 90 days.
  - **QoS Warnings:** You have volumes without AQoS policies assigned.



Click the **Subscriptions** link to view the list of filtered subscriptions in the **Subscriptions** tab.



You can click **View All Subscriptions** to view the usage details and alerts on your volumes on the **Keystone Subscriptions** page.

The details of the subscriptions, usage charts for each performance service level, and volume details are displayed in the different tabs on the **Keystone Subscriptions** screen.



Capacity consumption in Keystone subscriptions is displayed in TiBs on the dashboards and reports, and is rounded off to two decimal places. If the usage is less than 0.01 TiB, then the value is shown as 0 or No Usage. The data on these screens is displayed in UTC time (server timezone). When you enter a date for query, it is automatically considered to be in UTC time. To learn more about usage metrics, refer to [Metrics measurement](#). For information about different capacities used in Keystone, see [Supported storage capacities](#).

## Search by Keystone watchlists

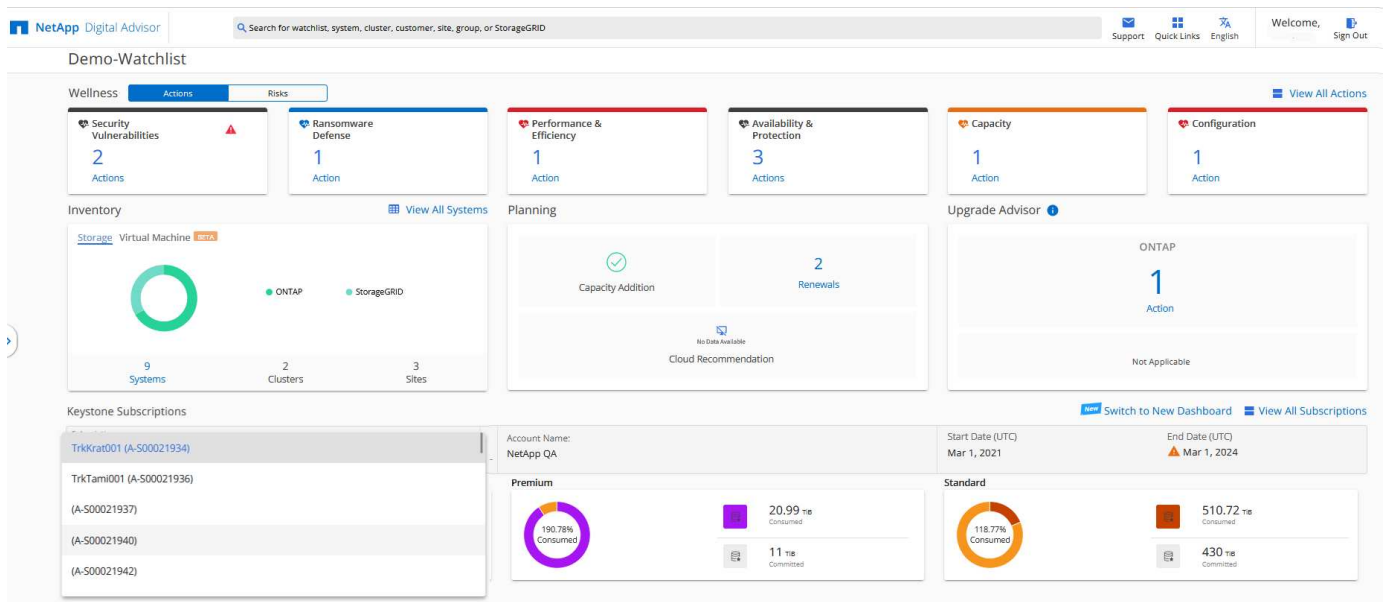
Watchlist is a feature available in Digital Advisor. For information, see [Understand watchlist](#). For information about creating watchlists, see [Create a watchlist](#).

You can create watchlists for customers or subscription numbers and search for a Keystone subscription using the first three characters of a subscription number or watchlist name on the Digital Advisor screen. When you search by a watchlist name, you can view the customers and their subscriptions in the **Subscription** drop-down list on the **Keystone Subscriptions** widget.



A search by watchlists retrieves the list of subscriptions on the old dashboard. If a watchlist consists of subscription numbers, only the **Keystone Subscriptions** widget is displayed on the Digital Advisor dashboard.





## Related information

- [Get started with Keystone dashboard](#)
- [Keystone dashboard in NetApp Console](#)
- [View your subscription details](#)
- [View your current consumption details](#)
- [View consumption trends](#)

# Search Keystone data, generate reports, and view alerts


You can search and filter your data, generate reports for subscriptions and usage, and view alerts to stay informed about your storage environment.

## Search and filter data from NetApp Console

In the Console, you can search and filter Keystone data based on the column parameters available in the table within a tab. For example, in the **Subscriptions** tab under the **Subscriptions** page, you can filter data by entering the Keystone version in the search box. Similarly, in the **Volumes in clusters** tab under the **Assets** page, you can filter volumes by entering volume name in the search box.

You can refine your searches by using the advanced filter option where available. For example, in the **Subscriptions** tab, you can filter data by Keystone version, billing period, highest capacity, and days to subscription expiry, and in the **Volumes in clusters** tab, you can filter by volume name, cluster name, volume type, and more. Multiple filters can be applied simultaneously to narrow down your results with precision.

## Generate reports from NetApp Console or Digital Advisor

You can generate and view reports for your Keystone data using the download button  available in tabs within the Console or Digital Advisor. These tabs allow you to generate reports for your subscriptions, historical usage, burst usage, performance, assets, volumes and objects.

The details are generated in CSV format that you can save for future use and comparison.

## Generate consolidated report from Digital Advisor

In Digital Advisor, you can generate and view a consolidated report for your subscriptions, historical usage, burst usage, performance, assets, and volumes and objects. To do this, select **Keystone Subscriptions** as the report type from the Report feature in Digital Advisor. You can generate these reports at the customer, cluster, watchlist, or subscription level.

The report is generated in Excel format, with each type of information, such as subscription details or usage history, displayed on separate sheets. These sheets are named according to the tabs on the **Keystone Subscriptions** page for easy viewing. You can save the report for future use.

To learn more about generating reports, refer to [Generate custom reports](#).

## View alerts from Digital Advisor

In Digital Advisor, the Keystone dashboard provides alert notifications that enable you to understand the issues occurring in your storage environment. These notifications may appear as informational alerts or warnings. For example, if there are volumes within your managed clusters that do not have adaptive QoS (AQoS) policies

attached, you can see a warning message. Select the warning message to see the list of the non-compliant volumes in the **Volumes & Objects** tab.



If you have subscribed to a single performance service level or rate plan, you won't be able to see the alert for non-compliant volumes.

Keystone Subscriptions [Help](#)

Subscriptions   **Current Consumption**   Consumption Trend   Volumes & Objects   Assets   Performance   SLA Details

|                                      |                  |                |                |
|--------------------------------------|------------------|----------------|----------------|
| Subscription                         | Start Date (UTC) | End Date (UTC) | Billing Period |
| QA-All-RatePlans-V2-01 (A-S00023869) | May 28, 2023     | May 28, 2025   | Month          |

**Warning:** [39 volumes do not comply with this subscription's QoS policies.](#)

Current Consumption per Service Level

No Consumption   Normal   High > 80%   Burst 100% - 120%   Above Burst Limit > 120%

| Service Level           | Committed ⓘ | Consumed ⓘ | Current Burst ⓘ | Available ⓘ | Available |
|-------------------------|-------------|------------|-----------------|-------------|-----------|
| Data Tiering            | 2 TiB       | 0 TiB      | 0 TiB           | 2 TiB       | 2.4 TiB   |
| Extreme                 | 1 TiB       | 0 TiB      | 0 TiB           | 1 TiB       | 1.2 TiB   |
| Performance             | 0.5 TiB     | 0.01 TiB   | 0 TiB           | 0.49 TiB    | 0.59 TiB  |
| CVO Primary             | 0 TiB       | 0 TiB      | 0 TiB           | 0 TiB       | 0 TiB     |
| CVO Secondary           | 0 TiB       | 0 TiB      | 0 TiB           | 0 TiB       | 0 TiB     |
| Advanced Data-Protect ⓘ | 1 TiB       | 0 TiB      | 0 TiB           | 1 TiB       | 1.2 TiB   |

For information about AQoS policies, see [Adaptive QoS](#).

Contact NetApp Keystone support for more information on these messages. For information about raising service requests, see [Generating service requests](#).

## Copyright information

Copyright © 2026 NetApp, Inc. All Rights Reserved. Printed in the U.S. No part of this document covered by copyright may be reproduced in any form or by any means—graphic, electronic, or mechanical, including photocopying, recording, taping, or storage in an electronic retrieval system—without prior written permission of the copyright owner.

Software derived from copyrighted NetApp material is subject to the following license and disclaimer:

THIS SOFTWARE IS PROVIDED BY NETAPP “AS IS” AND WITHOUT ANY EXPRESS OR IMPLIED WARRANTIES, INCLUDING, BUT NOT LIMITED TO, THE IMPLIED WARRANTIES OF MERCHANTABILITY AND FITNESS FOR A PARTICULAR PURPOSE, WHICH ARE HEREBY DISCLAIMED. IN NO EVENT SHALL NETAPP BE LIABLE FOR ANY DIRECT, INDIRECT, INCIDENTAL, SPECIAL, EXEMPLARY, OR CONSEQUENTIAL DAMAGES (INCLUDING, BUT NOT LIMITED TO, PROCUREMENT OF SUBSTITUTE GOODS OR SERVICES; LOSS OF USE, DATA, OR PROFITS; OR BUSINESS INTERRUPTION) HOWEVER CAUSED AND ON ANY THEORY OF LIABILITY, WHETHER IN CONTRACT, STRICT LIABILITY, OR TORT (INCLUDING NEGLIGENCE OR OTHERWISE) ARISING IN ANY WAY OUT OF THE USE OF THIS SOFTWARE, EVEN IF ADVISED OF THE POSSIBILITY OF SUCH DAMAGE.

NetApp reserves the right to change any products described herein at any time, and without notice. NetApp assumes no responsibility or liability arising from the use of products described herein, except as expressly agreed to in writing by NetApp. The use or purchase of this product does not convey a license under any patent rights, trademark rights, or any other intellectual property rights of NetApp.

The product described in this manual may be protected by one or more U.S. patents, foreign patents, or pending applications.

LIMITED RIGHTS LEGEND: Use, duplication, or disclosure by the government is subject to restrictions as set forth in subparagraph (b)(3) of the Rights in Technical Data -Noncommercial Items at DFARS 252.227-7013 (FEB 2014) and FAR 52.227-19 (DEC 2007).

Data contained herein pertains to a commercial product and/or commercial service (as defined in FAR 2.101) and is proprietary to NetApp, Inc. All NetApp technical data and computer software provided under this Agreement is commercial in nature and developed solely at private expense. The U.S. Government has a non-exclusive, non-transferrable, nonsublicensable, worldwide, limited irrevocable license to use the Data only in connection with and in support of the U.S. Government contract under which the Data was delivered. Except as provided herein, the Data may not be used, disclosed, reproduced, modified, performed, or displayed without the prior written approval of NetApp, Inc. United States Government license rights for the Department of Defense are limited to those rights identified in DFARS clause 252.227-7015(b) (FEB 2014).

## Trademark information

NETAPP, the NETAPP logo, and the marks listed at <http://www.netapp.com/TM> are trademarks of NetApp, Inc. Other company and product names may be trademarks of their respective owners.