



## **2. Download OpenShift Installation Files: NetApp HCI for Red Hat OpenShift on RHV**

NetApp Solutions

Kevin Hoke  
May 24, 2021

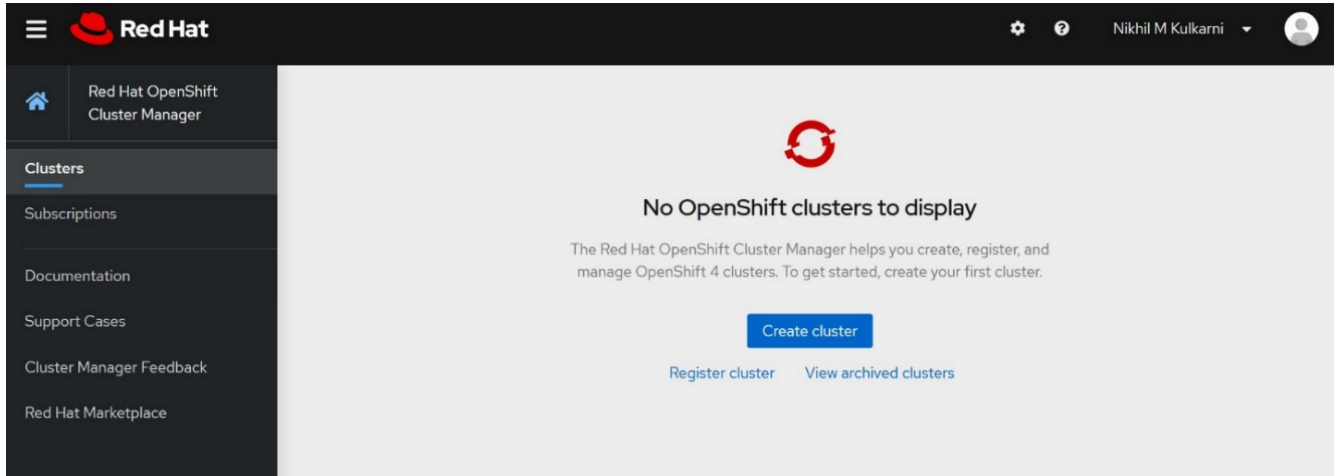
# Table of Contents

2. Download OpenShift Installation Files: NetApp HCI for Red Hat OpenShift on RHV ..... 1

## 2. Download OpenShift Installation Files: NetApp HCI for Red Hat OpenShift on RHV

To download the OpenShift installation files, complete the following steps:

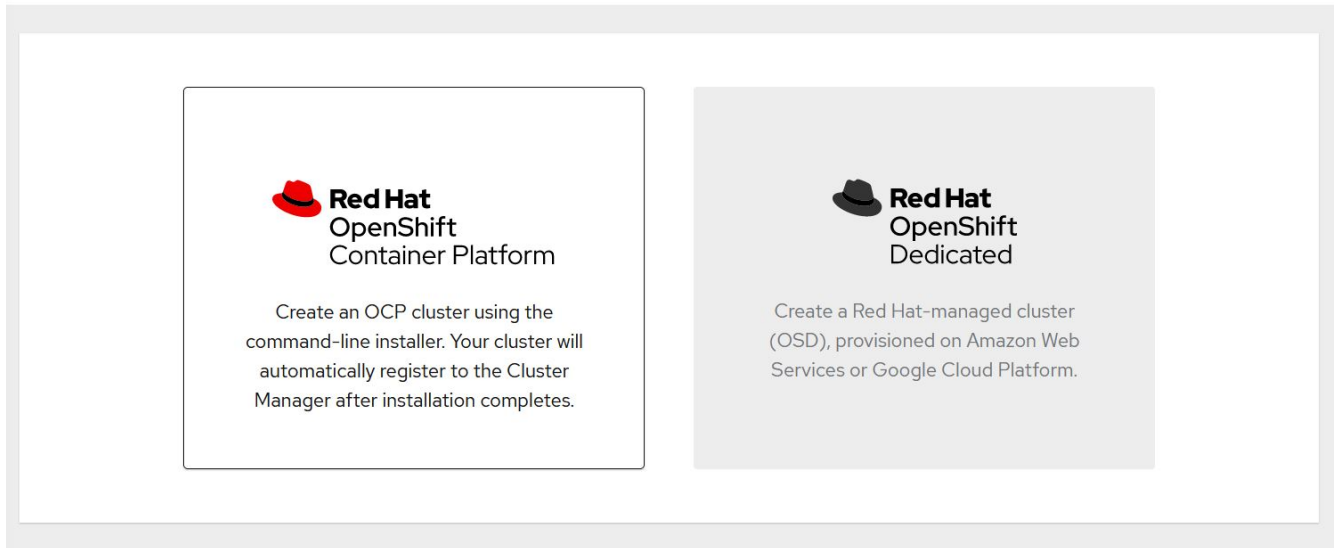
1. Go to the [Red Hat login page](#) and log in with your Red Hat credentials.
2. On the Clusters page, click Create Cluster.



3. Select OpenShift Container Platform.


[Clusters](#) > [Create](#)

### Create a Cluster to Get Started



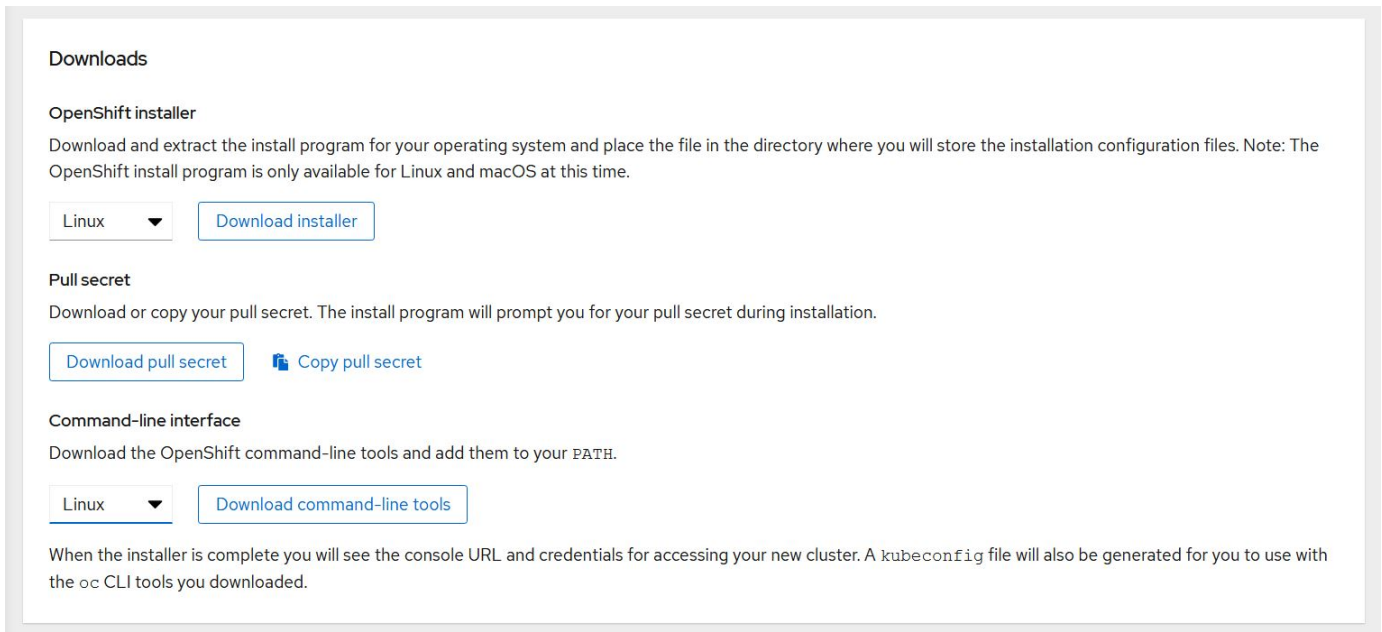
4. Select Run on Red Hat Virtualization.

## Install OpenShift Container Platform 4



5. The next page allows you to download the OpenShift installer (available for Linux and MacOS), a unique pull secret that is required to create the `install-config` file and the `oc` command-line tools (available for Linux, Windows, and MacOS).

Download the files, transfer them to a RHEL administrative workstation from where you can run the OpenShift installation, or download these files directly using `wget` or `curl` on a RHEL administrative workstation.



Next: 3. Download CA Certificate from RHV

## Copyright Information

Copyright © 2021 NetApp, Inc. All rights reserved. Printed in the U.S. No part of this document covered by copyright may be reproduced in any form or by any means-graphic, electronic, or mechanical, including photocopying, recording, taping, or storage in an electronic retrieval system-without prior written permission of the copyright owner.

Software derived from copyrighted NetApp material is subject to the following license and disclaimer:

THIS SOFTWARE IS PROVIDED BY NETAPP "AS IS" AND WITHOUT ANY EXPRESS OR IMPLIED WARRANTIES, INCLUDING, BUT NOT LIMITED TO, THE IMPLIED WARRANTIES OF MERCHANTABILITY AND FITNESS FOR A PARTICULAR PURPOSE, WHICH ARE HEREBY DISCLAIMED. IN NO EVENT SHALL NETAPP BE LIABLE FOR ANY DIRECT, INDIRECT, INCIDENTAL, SPECIAL, EXEMPLARY, OR CONSEQUENTIAL DAMAGES (INCLUDING, BUT NOT LIMITED TO, PROCUREMENT OF SUBSTITUTE GOODS OR SERVICES; LOSS OF USE, DATA, OR PROFITS; OR BUSINESS INTERRUPTION) HOWEVER CAUSED AND ON ANY THEORY OF LIABILITY, WHETHER IN CONTRACT, STRICT LIABILITY, OR TORT (INCLUDING NEGLIGENCE OR OTHERWISE) ARISING IN ANY WAY OUT OF THE USE OF THIS SOFTWARE, EVEN IF ADVISED OF THE POSSIBILITY OF SUCH DAMAGE.

NetApp reserves the right to change any products described herein at any time, and without notice. NetApp assumes no responsibility or liability arising from the use of products described herein, except as expressly agreed to in writing by NetApp. The use or purchase of this product does not convey a license under any patent rights, trademark rights, or any other intellectual property rights of NetApp.

The product described in this manual may be protected by one or more U.S. patents, foreign patents, or pending applications.

RESTRICTED RIGHTS LEGEND: Use, duplication, or disclosure by the government is subject to restrictions as set forth in subparagraph (c)(1)(ii) of the Rights in Technical Data and Computer Software clause at DFARS 252.277-7103 (October 1988) and FAR 52-227-19 (June 1987).

## Trademark Information

NETAPP, the NETAPP logo, and the marks listed at <http://www.netapp.com/TM> are trademarks of NetApp, Inc. Other company and product names may be trademarks of their respective owners.