Optimize cloud compute costs

Cloud Manager 3.8

NetApp
March 25, 2024

This PDF was generated from https://docs.netapp.com/us-en/occm38/concept_compute.html on March 25, 2024. Always check docs.netapp.com for the latest.

Table of Contents

Optimize cloud compute costs 1
Learn about the Compute service 1
Start optimizing your cloud compute costs 2

Optimize cloud compute costs

Learn about the Compute service

By leveraging Spot's Cloud Analyzer service, Cloud Manager can provide a high-level cost analysis of your cloud compute spending and identify potential savings.

Cloud Analyzer is a cloud infrastructure management solution that uses advanced analytics to provide visibility and insights into your cloud costs. It shows you where you can optimize those costs and lets you implement that optimization using Spot's portfolio of continuous optimization products in just a few clicks.

Features

- A cost analysis that shows current cost for the month, projected monthly costs, and missed savings
- A view of spend efficiency by account, including the estimated additional savings
- A link to Spot's Cloud Analyzer for more in-depth details about the spending for all accounts

Supported cloud providers

This service is supported with AWS.

Cost

There's no cost to use this service through Cloud Manager.

How Cloud Analyzer works with Cloud Manager

At a high-level, Cloud Analyzer integration with Cloud Manager works like this:

1. You click **Compute** and connect your AWS master payer account.
2. NetApp configures your environment as follows:
   a. Creates an organization in the Spot platform.
   b. Sends an email welcoming you to Spot.

      You can log in to the Spot service using the same single-sign on credentials that you use with Cloud Central and Cloud Manager.

   c. Cloud Analyzer starts processing your AWS account data.
3. In Cloud Manager, the Compute page refreshes and you use the information to gain insights on past, current, and future cloud costs.
4. You click **Get Full Analysis** at any time to go to Spot's Cloud Analyzer, which provides a full analysis of your cloud spend and savings opportunities.

Data security

Cloud Analyzer data is encrypted at rest and no credentials are stored for any account.

Start optimizing your cloud compute costs

Connect your AWS account and then view the analysis to start optimizing your cloud compute costs.

Connect Cloud Analyzer to your AWS account

Click **Compute** and connect your AWS payer account.

Steps

1. Click **Compute**.
2. Click **Add AWS Credentials to Start**.
3. Follow the steps on the page to connect your AWS account:
   a. Log in to your AWS master payer account.
   b. Set up cost and usage reports on the AWS account.
   c. Run the CloudFormation template.
   d. Paste the Spot RoleARN.

   View more details about these steps.

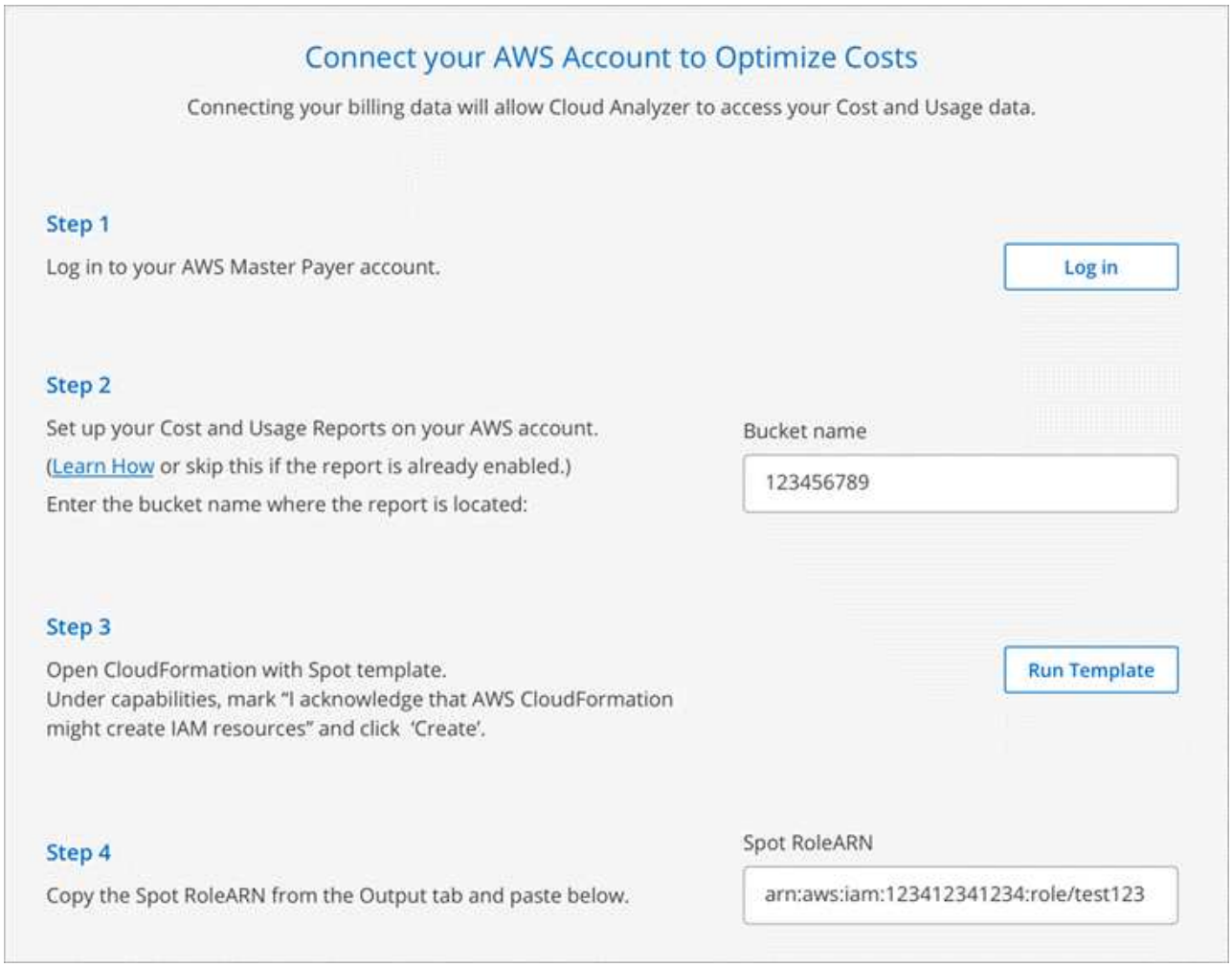

Result

Cloud Analyzer starts processing your AWS account data. If you have multiple accounts, Cloud Analyzer starts with read-only capabilities for all linked accounts under the master payer account. If you want to get more details about the potential savings for those accounts, then you'll need to connect them, as well. You can find more details about that process in the section below.

Analyze your compute costs

After Cloud Analyzer processes your account data, the Compute tab shows you insights on past, current, and future cloud costs.

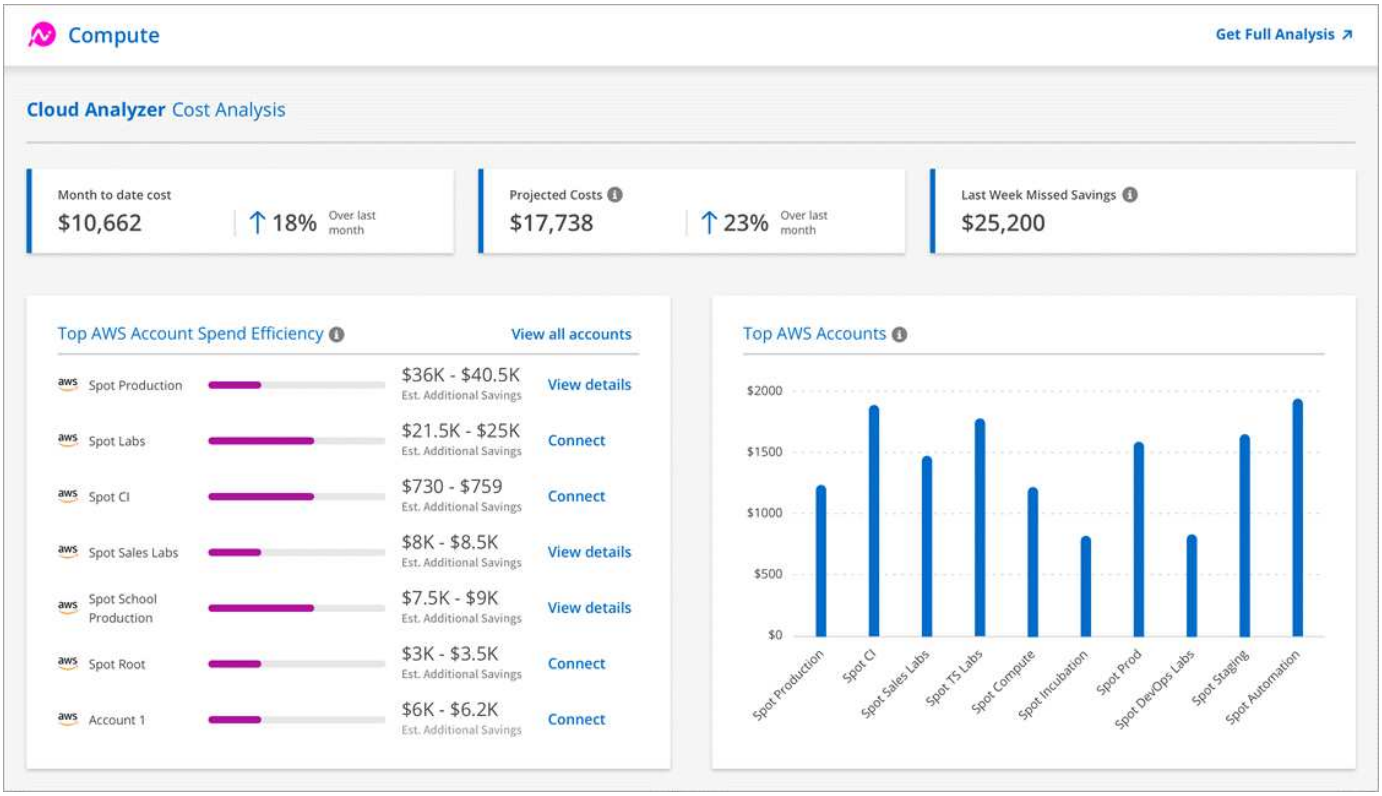

Month to date cost

The total cost of your workloads from the beginning of the current month to present.

Projected Costs

The forecasted cost at the end of the month based on analysis of your usage pattern.

Last Week Missed Savings

Savings that could have been achieved in the previous seven days using optimization of spot instances and reservations.

Top AWS Account Spend Efficiency

The top 10 accounts according to the greatest amount of estimated additional savings.

Each account is assigned an efficiency score based on current and additional potential savings. The estimated additional savings indicates how much can be further saved by leveraging the use of spot and reserved instances.

You can take the following actions to further optimize your accounts:

- **View details**: View your cost optimization opportunities by going to Spot's Cloud Analyzer.
- **Connect**: Connect an account that is not yet managed. You will be directed to the wizard that connects the account.

Top AWS Accounts

This is a bar graph showing your top ten accounts by cost. The graph is based on the last 30 days of spend activity.

Learn more about the Cost Analysis page that's available in Spot's Cloud Analyzer.

Go to Cloud Analyzer for more analysis and recommendations

Click **Get Full Analysis** at any time to access more charts and analysis, in-depth recommendations, a use case optimization breakdown (containers, ElasticApps, and reservations), and more.

Here's an example of what you'll see in Cloud Analyzer:

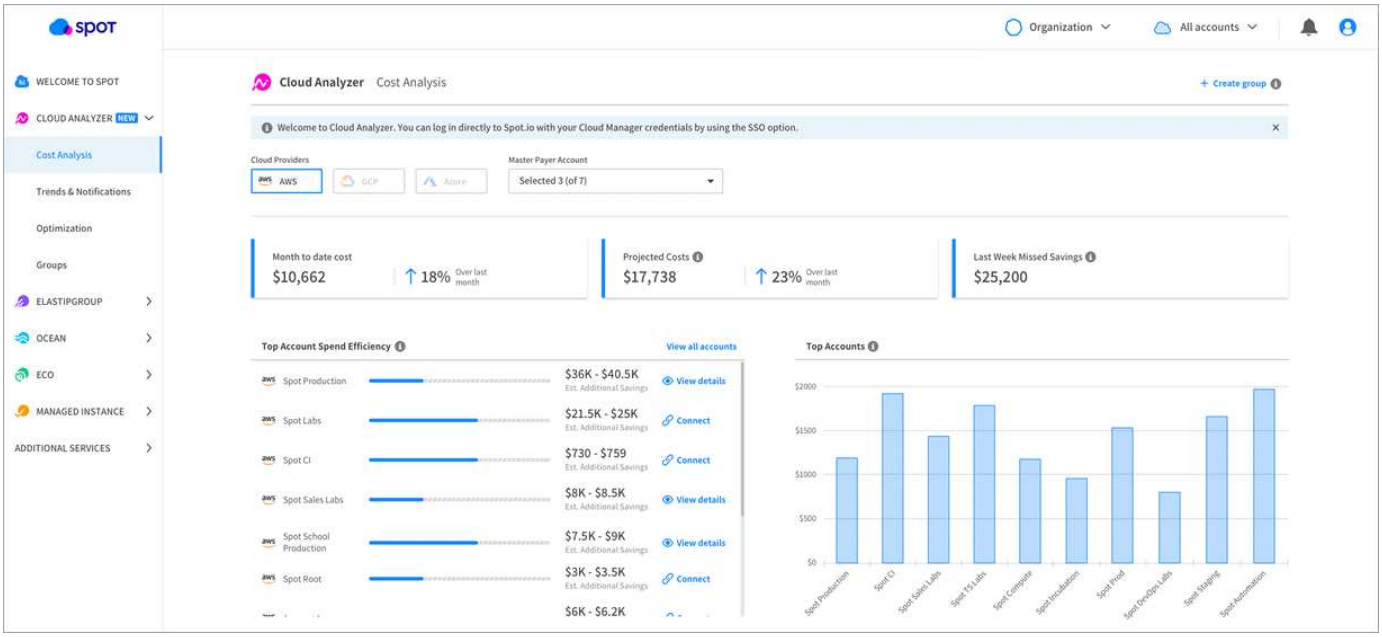

- View the product page for Cloud Analyzer to learn more about its capabilities.
- View the documentation for Spot to get help using Cloud Analyzer.

Copyright information

Copyright © 2024 NetApp, Inc. All Rights Reserved. Printed in the U.S. No part of this document covered by copyright may be reproduced in any form or by any means—graphic, electronic, or mechanical, including photocopying, recording, taping, or storage in an electronic retrieval system—without prior written permission of the copyright owner.

Software derived from copyrighted NetApp material is subject to the following license and disclaimer:

THIS SOFTWARE IS PROVIDED BY NETAPP “AS IS” AND WITHOUT ANY EXPRESS OR IMPLIED WARRANTIES, INCLUDING, BUT NOT LIMITED TO, THE IMPLIED WARRANTIES OF MERCHANTABILITY AND FITNESS FOR A PARTICULAR PURPOSE, WHICH ARE HEREBY DISCLAIMED. IN NO EVENT SHALL NETAPP BE LIABLE FOR ANY DIRECT, INDIRECT, INCIDENTAL, SPECIAL, EXEMPLARY, OR CONSEQUENTIAL DAMAGES (INCLUDING, BUT NOT LIMITED TO, PROCUREMENT OF SUBSTITUTE GOODS OR SERVICES; LOSS OF USE, DATA, OR PROFITS; OR BUSINESS INTERRUPTION) HOWEVER CAUSED AND ON ANY THEORY OF LIABILITY, WHETHER IN CONTRACT, STRICT LIABILITY, OR TORT (INCLUDING NEGLIGENCE OR OTHERWISE) ARISING IN ANY WAY OUT OF THE USE OF THIS SOFTWARE, EVEN IF ADVISED OF THE POSSIBILITY OF SUCH DAMAGE.

NetApp reserves the right to change any products described herein at any time, and without notice. NetApp assumes no responsibility or liability arising from the use of products described herein, except as expressly agreed to in writing by NetApp. The use or purchase of this product does not convey a license under any patent rights, trademark rights, or any other intellectual property rights of NetApp.

The product described in this manual may be protected by one or more U.S. patents, foreign patents, or pending applications.

LIMITED RIGHTS LEGEND: Use, duplication, or disclosure by the government is subject to restrictions as set forth in subparagraph (b)(3) of the Rights in Technical Data -Noncommercial Items at DFARS 252.227-7013 (FEB 2014) and FAR 52.227-19 (DEC 2007).

Data contained herein pertains to a commercial product and/or commercial service (as defined in FAR 2.101) and is proprietary to NetApp, Inc. All NetApp technical data and computer software provided under this Agreement is commercial in nature and developed solely at private expense. The U.S. Government has a non-exclusive, non-transferrable, nonsublicensable, worldwide, limited irrevocable license to use the Data only in connection with and in support of the U.S. Government contract under which the Data was delivered. Except as provided herein, the Data may not be used, disclosed, reproduced, modified, performed, or displayed without the prior written approval of NetApp, Inc. United States Government license rights for the Department of Defense are limited to those rights identified in DFARS clause 252.227-7015(b) (FEB 2014).

Trademark information

NETAPP, the NETAPP logo, and the marks listed at http://www.netapp.com/TM are trademarks of NetApp, Inc. Other company and product names may be trademarks of their respective owners.