



Related Assets

OnCommand Insight

NetApp
March 08, 2024

This PDF was generated from <https://docs.netapp.com/us-en/oncommand-insight/config-admin/what-the-related-assets-sections-enable-you-to-do.html> on March 08, 2024. Always check docs.netapp.com for the latest.

Table of Contents

Related Assets	1
Using the Related Assets section.	1




Related Assets



If applicable, an asset page displays a Related Assets section. For example, a volume asset page might show information about assets like Storage Pools, Connected switch ports, and Compute Resources. Each section comprises a table that lists any of the related assets in that category, with links to their respective asset pages, and several performance statistics related to the asset.



Using the Related Assets section

The Related Assets section enables you to view any of the assets that are related to the base asset. Each related asset is displayed in a table along with pertinent statistics for the asset. You can export the asset information, view the asset statistics in the Expert View performance charts, or show a chart that displays statistics for only related assets.

Steps

1. Log in to the OnCommand Insight web UI.
2. Locate an asset page by doing either of the following:
 - On the Insight toolbar, click , type in the name of the asset, and then select the asset from the list.
 - Click **Dashboards**, select **Assets Dashboard**, locate an asset name, and click it. The asset page displays.
3. To control how assets display in the table:
 - Click the name of any asset to display its asset page.
 - Use the **filter** box to show only specific assets.
 - Click a page number to browse through the assets by page if there are more than five assets in the table.
 - Change the sort order of the columns in a table to either ascending (up arrow) or descending (down arrow) by clicking the arrow in the column header.
 - Add a related asset to any performance chart in the Expert View section by placing your cursor over the related asset and clicking .
4. To export the information displayed in the table to a .CSV file:
 - a. Click .
 - b. Click **Open with** and then **OK** to open the file with Microsoft Excel and save the file to a specific location, or click **Save file** and then **OK** to save the file to your Downloads folder.

All of the object attributes for the columns currently selected for display are exported to the file. Only the attributes for the displayed columns will be exported. Note that only the first 10,000 rows of the table are exported.
5. To display the related asset information in a chart below the table, click  and do any of the following:
 - Click **Read**, **Write**, or **Total** to change the metric data that displays. **Total** is the default.
 - Click  to select a different metric.

- Click  to change the chart type. **Line chart** is the default.
- Move your cursor over the data points in the chart to see how the value of the metric changes over the time period selected for each related asset.
- Click a related asset in the chart legend to add it to or remove it from the chart.
- Click a page number in the related asset table to view other related assets in the chart.
- Click  to close the chart.

Copyright information

Copyright © 2024 NetApp, Inc. All Rights Reserved. Printed in the U.S. No part of this document covered by copyright may be reproduced in any form or by any means—graphic, electronic, or mechanical, including photocopying, recording, taping, or storage in an electronic retrieval system—without prior written permission of the copyright owner.

Software derived from copyrighted NetApp material is subject to the following license and disclaimer:

THIS SOFTWARE IS PROVIDED BY NETAPP “AS IS” AND WITHOUT ANY EXPRESS OR IMPLIED WARRANTIES, INCLUDING, BUT NOT LIMITED TO, THE IMPLIED WARRANTIES OF MERCHANTABILITY AND FITNESS FOR A PARTICULAR PURPOSE, WHICH ARE HEREBY DISCLAIMED. IN NO EVENT SHALL NETAPP BE LIABLE FOR ANY DIRECT, INDIRECT, INCIDENTAL, SPECIAL, EXEMPLARY, OR CONSEQUENTIAL DAMAGES (INCLUDING, BUT NOT LIMITED TO, PROCUREMENT OF SUBSTITUTE GOODS OR SERVICES; LOSS OF USE, DATA, OR PROFITS; OR BUSINESS INTERRUPTION) HOWEVER CAUSED AND ON ANY THEORY OF LIABILITY, WHETHER IN CONTRACT, STRICT LIABILITY, OR TORT (INCLUDING NEGLIGENCE OR OTHERWISE) ARISING IN ANY WAY OUT OF THE USE OF THIS SOFTWARE, EVEN IF ADVISED OF THE POSSIBILITY OF SUCH DAMAGE.

NetApp reserves the right to change any products described herein at any time, and without notice. NetApp assumes no responsibility or liability arising from the use of products described herein, except as expressly agreed to in writing by NetApp. The use or purchase of this product does not convey a license under any patent rights, trademark rights, or any other intellectual property rights of NetApp.

The product described in this manual may be protected by one or more U.S. patents, foreign patents, or pending applications.

LIMITED RIGHTS LEGEND: Use, duplication, or disclosure by the government is subject to restrictions as set forth in subparagraph (b)(3) of the Rights in Technical Data -Noncommercial Items at DFARS 252.227-7013 (FEB 2014) and FAR 52.227-19 (DEC 2007).

Data contained herein pertains to a commercial product and/or commercial service (as defined in FAR 2.101) and is proprietary to NetApp, Inc. All NetApp technical data and computer software provided under this Agreement is commercial in nature and developed solely at private expense. The U.S. Government has a non-exclusive, non-transferrable, nonsublicensable, worldwide, limited irrevocable license to use the Data only in connection with and in support of the U.S. Government contract under which the Data was delivered. Except as provided herein, the Data may not be used, disclosed, reproduced, modified, performed, or displayed without the prior written approval of NetApp, Inc. United States Government license rights for the Department of Defense are limited to those rights identified in DFARS clause 252.227-7015(b) (FEB 2014).

Trademark information

NETAPP, the NETAPP logo, and the marks listed at <http://www.netapp.com/TM> are trademarks of NetApp, Inc. Other company and product names may be trademarks of their respective owners.