



# Managing logical interfaces

## ONTAP 7-Mode Transition

Ivana Devine, Megan Bock  
March 25, 2021

# Table of Contents

Managing logical interfaces ..... 1

# Managing logical interfaces

You can add, edit, or remove 7-Mode IP addresses from a project.

The LIFs are configured on the storage virtual machine (SVM) in the apply configuration (precutover) phase:




- Existing 7-Mode IP addresses are created in the administrative “down” state.
- New IP addresses are created in the administrative “up” state.



FC and iSCSI LIFs are not transitioned by the 7-Mode Transition Tool.

## Steps

1. Perform one of the following actions:

If you want to...	Then...
Edit an existing LIF	<ol style="list-style-type: none"><li>a. Click  .</li><li>b. In the Modify LIF dialog box, make the required changes, and then click <b>Save</b>.</li></ol>
Remove an existing LIF	<ol style="list-style-type: none"><li>a. Click  in the table.</li></ol> <div data-bbox="938 1060 1003 1123" style="border: 1px solid #ccc; border-radius: 50%; width: 40px; height: 40px; display: flex; align-items: center; justify-content: center; margin: 10px auto;"></div> <p data-bbox="1079 970 1461 1207">You can remove a LIF only when the project is in the preparation, baseline data copy, pause, precutover, or update state. However, you cannot remove a LIF if the cutover operation has failed.</p> <ol style="list-style-type: none"><li>b. Click <b>Select 7-Mode LIF</b>.</li><li>c. Select the 7-Mode IP addresses for transition.</li><li>d. Enter the target node and target port details.</li><li>e. Click <b>Save</b>.</li></ol>
Add a 7-Mode IP address	<ul style="list-style-type: none"><li>• Click <b>Select 7-Mode LIF</b>.</li><li>• Select the 7-Mode IP addresses for transition.</li><li>• Enter the target node and target port details.</li><li>• Click <b>Save</b>.</li></ul>
Add a new LIF	<ol style="list-style-type: none"><li>a. Click <b>Add New LIF</b> below the table.</li><li>b. Enter the required values.</li><li>c. Click <b>Save</b>.</li></ol>

## Copyright Information

Copyright © 2021 NetApp, Inc. All rights reserved. Printed in the U.S. No part of this document covered by copyright may be reproduced in any form or by any means-graphic, electronic, or mechanical, including photocopying, recording, taping, or storage in an electronic retrieval system- without prior written permission of the copyright owner.

Software derived from copyrighted NetApp material is subject to the following license and disclaimer:

THIS SOFTWARE IS PROVIDED BY NETAPP "AS IS" AND WITHOUT ANY EXPRESS OR IMPLIED WARRANTIES, INCLUDING, BUT NOT LIMITED TO, THE IMPLIED WARRANTIES OF MERCHANTABILITY AND FITNESS FOR A PARTICULAR PURPOSE, WHICH ARE HEREBY DISCLAIMED. IN NO EVENT SHALL NETAPP BE LIABLE FOR ANY DIRECT, INDIRECT, INCIDENTAL, SPECIAL, EXEMPLARY, OR CONSEQUENTIAL DAMAGES (INCLUDING, BUT NOT LIMITED TO, PROCUREMENT OF SUBSTITUTE GOODS OR SERVICES; LOSS OF USE, DATA, OR PROFITS; OR BUSINESS INTERRUPTION) HOWEVER CAUSED AND ON ANY THEORY OF LIABILITY, WHETHER IN CONTRACT, STRICT LIABILITY, OR TORT (INCLUDING NEGLIGENCE OR OTHERWISE) ARISING IN ANY WAY OUT OF THE USE OF THIS SOFTWARE, EVEN IF ADVISED OF THE POSSIBILITY OF SUCH DAMAGE.

NetApp reserves the right to change any products described herein at any time, and without notice. NetApp assumes no responsibility or liability arising from the use of products described herein, except as expressly agreed to in writing by NetApp. The use or purchase of this product does not convey a license under any patent rights, trademark rights, or any other intellectual property rights of NetApp.

The product described in this manual may be protected by one or more U.S. patents, foreign patents, or pending applications.

RESTRICTED RIGHTS LEGEND: Use, duplication, or disclosure by the government is subject to restrictions as set forth in subparagraph (c)(1)(ii) of the Rights in Technical Data and Computer Software clause at DFARS 252.277-7103 (October 1988) and FAR 52-227-19 (June 1987).

## Trademark Information

NETAPP, the NETAPP logo, and the marks listed at <http://www.netapp.com/TM> are trademarks of NetApp, Inc. Other company and product names may be trademarks of their respective owners.