



# **Grant permissions to enable shared mailboxes**

## **SaaS Backup for Microsoft 365**

Amanda Stroman, Rachel Lithman  
February 04, 2021


# Table of Contents

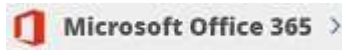
Grant permissions to enable shared mailboxes ..... 1

# Grant permissions to enable shared mailboxes

You can grant permissions to enable shared mailboxes within NetApp SaaS Backup for Microsoft 365.

## Steps


1. Click  **SERVICES** from the left navigation pane.
2. Click the Microsoft 365 link.



3. Click **Grant Consent**.



You are redirected to the Azure authorization page for authentication.

4. Select your tenant account.
5. **Accept** the permissions.  
Your shared mailboxes will be discovered during the next scheduled **Auto Sync** or you can perform a **Sync Now**. If you **Sync Now**, it will take a few minutes for your shared mailboxes to be discovered.
6. To access shared mailboxes after an **Auto Sync** or a **Sync Now** do the following:
  - a. Click  **SERVICES** from the left navigation pane.
  - b. Click **Microsoft Exchange Online**.
  - c. Click the number of unprotected mailboxes.
  - d. Click the **Shared** tab.

## Copyright Information

Copyright © 2021 NetApp, Inc. All rights reserved. Printed in the U.S. No part of this document covered by copyright may be reproduced in any form or by any means-graphic, electronic, or mechanical, including photocopying, recording, taping, or storage in an electronic retrieval system-without prior written permission of the copyright owner.

Software derived from copyrighted NetApp material is subject to the following license and disclaimer:

THIS SOFTWARE IS PROVIDED BY NETAPP "AS IS" AND WITHOUT ANY EXPRESS OR IMPLIED WARRANTIES, INCLUDING, BUT NOT LIMITED TO, THE IMPLIED WARRANTIES OF MERCHANTABILITY AND FITNESS FOR A PARTICULAR PURPOSE, WHICH ARE HEREBY DISCLAIMED. IN NO EVENT SHALL NETAPP BE LIABLE FOR ANY DIRECT, INDIRECT, INCIDENTAL, SPECIAL, EXEMPLARY, OR CONSEQUENTIAL DAMAGES (INCLUDING, BUT NOT LIMITED TO, PROCUREMENT OF SUBSTITUTE GOODS OR SERVICES; LOSS OF USE, DATA, OR PROFITS; OR BUSINESS INTERRUPTION) HOWEVER CAUSED AND ON ANY THEORY OF LIABILITY, WHETHER IN CONTRACT, STRICT LIABILITY, OR TORT (INCLUDING NEGLIGENCE OR OTHERWISE) ARISING IN ANY WAY OUT OF THE USE OF THIS SOFTWARE, EVEN IF ADVISED OF THE POSSIBILITY OF SUCH DAMAGE.

NetApp reserves the right to change any products described herein at any time, and without notice. NetApp assumes no responsibility or liability arising from the use of products described herein, except as expressly agreed to in writing by NetApp. The use or purchase of this product does not convey a license under any patent rights, trademark rights, or any other intellectual property rights of NetApp.

The product described in this manual may be protected by one or more U.S. patents, foreign patents, or pending applications.

RESTRICTED RIGHTS LEGEND: Use, duplication, or disclosure by the government is subject to restrictions as set forth in subparagraph (c)(1)(ii) of the Rights in Technical Data and Computer Software clause at DFARS 252.277-7103 (October 1988) and FAR 52-227-19 (June 1987).

## Trademark Information

NETAPP, the NETAPP logo, and the marks listed at <http://www.netapp.com/TM> are trademarks of NetApp, Inc. Other company and product names may be trademarks of their respective owners.