



## Licenses

### SaaS Backup for Microsoft 365

NetApp  
February 12, 2024

This PDF was generated from [https://docs.netapp.com/us-en/saasbackupO365/task\\_adding\\_a\\_license.html](https://docs.netapp.com/us-en/saasbackupO365/task_adding_a_license.html) on February 12, 2024. Always check docs.netapp.com for the latest.

# Table of Contents

Licenses .....	1
Add a license .....	1
Update subscription information. ....	1
Release a user license .....	1

# Licenses



## Add a license

If you have just received a license for a paid subscription, please follow [workflow for getting started with a paid subscription](#). You will enter your license key as part of the workflow.

If you are already using SaaS Backup, you can follow these steps to add additional licenses.

Education domains can have a license for faculty and a separate license for students.

### Steps

1. Click  **SERVICES** from the left navigation pane.
2. Click  in the right corner.
3. Enter the license information.
4. Click **Validate Subscription**.
5. Click **Next**.
6. Click **Save**.


## Update subscription information

After you purchase an add-on license or subscription extension, you can update your subscription details inside of SaaS Backup.



Any regular user mailbox, whether protected or unprotected, consumes a license. Shared mailboxes do not consume a license.

### Steps

1. Click **Services** from the left navigation pane.
2. Click  in the right corner.
3. Click **Update** next to Subscription Details.
4. Enter the same username and password you used when you first signed up.
5. Click **Submit**.



## Release a user license

Any regular or archive mailbox user, whether protected or unprotected, consumes a license. If a license is no longer needed for a particular user, you can release the license so that it can be reassigned. When a user license is released, the user is moved to the unprotected tier and backups for that user are discontinued.



Shared mailboxes do not consume a license.

## Steps

1. Click  next to your SaaS Backup user id in the top left corner.
2. Select **ACCOUNT SETTINGS**.
3. Click **RETAIN AND PURGE**.
4. Under **Release License**, begin typing the account name for the user whose license you want to release.
5. When the account is found, select it from the auto-populated list and click .
6. Add additional accounts, if needed.
7. Click **Release**.
8. Click **Yes, please release license(s)**.
9. Click **Confirm**.

## Copyright information

Copyright © 2024 NetApp, Inc. All Rights Reserved. Printed in the U.S. No part of this document covered by copyright may be reproduced in any form or by any means—graphic, electronic, or mechanical, including photocopying, recording, taping, or storage in an electronic retrieval system—without prior written permission of the copyright owner.

Software derived from copyrighted NetApp material is subject to the following license and disclaimer:

THIS SOFTWARE IS PROVIDED BY NETAPP “AS IS” AND WITHOUT ANY EXPRESS OR IMPLIED WARRANTIES, INCLUDING, BUT NOT LIMITED TO, THE IMPLIED WARRANTIES OF MERCHANTABILITY AND FITNESS FOR A PARTICULAR PURPOSE, WHICH ARE HEREBY DISCLAIMED. IN NO EVENT SHALL NETAPP BE LIABLE FOR ANY DIRECT, INDIRECT, INCIDENTAL, SPECIAL, EXEMPLARY, OR CONSEQUENTIAL DAMAGES (INCLUDING, BUT NOT LIMITED TO, PROCUREMENT OF SUBSTITUTE GOODS OR SERVICES; LOSS OF USE, DATA, OR PROFITS; OR BUSINESS INTERRUPTION) HOWEVER CAUSED AND ON ANY THEORY OF LIABILITY, WHETHER IN CONTRACT, STRICT LIABILITY, OR TORT (INCLUDING NEGLIGENCE OR OTHERWISE) ARISING IN ANY WAY OUT OF THE USE OF THIS SOFTWARE, EVEN IF ADVISED OF THE POSSIBILITY OF SUCH DAMAGE.

NetApp reserves the right to change any products described herein at any time, and without notice. NetApp assumes no responsibility or liability arising from the use of products described herein, except as expressly agreed to in writing by NetApp. The use or purchase of this product does not convey a license under any patent rights, trademark rights, or any other intellectual property rights of NetApp.

The product described in this manual may be protected by one or more U.S. patents, foreign patents, or pending applications.

LIMITED RIGHTS LEGEND: Use, duplication, or disclosure by the government is subject to restrictions as set forth in subparagraph (b)(3) of the Rights in Technical Data -Noncommercial Items at DFARS 252.227-7013 (FEB 2014) and FAR 52.227-19 (DEC 2007).

Data contained herein pertains to a commercial product and/or commercial service (as defined in FAR 2.101) and is proprietary to NetApp, Inc. All NetApp technical data and computer software provided under this Agreement is commercial in nature and developed solely at private expense. The U.S. Government has a non-exclusive, non-transferrable, nonsublicensable, worldwide, limited irrevocable license to use the Data only in connection with and in support of the U.S. Government contract under which the Data was delivered. Except as provided herein, the Data may not be used, disclosed, reproduced, modified, performed, or displayed without the prior written approval of NetApp, Inc. United States Government license rights for the Department of Defense are limited to those rights identified in DFARS clause 252.227-7015(b) (FEB 2014).

## Trademark information

NETAPP, the NETAPP logo, and the marks listed at <http://www.netapp.com/TM> are trademarks of NetApp, Inc. Other company and product names may be trademarks of their respective owners.