



## **View dashboard**

### **SnapCenter Software 4.7**

NetApp

February 12, 2024

This PDF was generated from [https://docs.netapp.com/us-en/snapcenter-47/admin/concept\\_overview\\_of\\_dashboard.html](https://docs.netapp.com/us-en/snapcenter-47/admin/concept_overview_of_dashboard.html) on February 12, 2024. Always check docs.netapp.com for the latest.

# Table of Contents

- View dashboard ..... 1
  - Overview of dashboard ..... 1
  - How to view information on the dashboard ..... 5
  - Request status reports of the jobs from the dashboard ..... 5
  - Request reports of the protection status from the dashboard ..... 6

# View dashboard

## Overview of dashboard

From the SnapCenter left navigation pane, the Dashboard gives you a first glance into the health of your system, including recent job activity, alerts, protection summary, storage efficiency and usage, status of SnapCenter jobs (Backup, Clone, Restore), configuration status for standalone and Windows cluster hosts, number of Storage Virtual Machines (SVMs) managed by SnapCenter, and license capacity.

Information displayed in the Dashboard view depends on the role assigned to the user that is currently logged in to SnapCenter. Some content might not be displayed if the user does not have permission to view that information.

In many cases, you can view more information about a display by hovering on it. In some cases, information in dashboard displays is linked to detailed source information in SnapCenter GUI pages such as Resources, Monitor, and Reports.

### Recent Job Activities

The Recent Job Activities tile displays the latest job activity from any Backup, Restore, and Clone jobs that you have access to. Jobs in this display have one of the following states: Completed, Warning, Failed, Running, Queued, and Canceled.

Hovering over a job provides more information. You can view additional job information by clicking a specific job number, which redirects you to the Monitor page. From there, you can get job details or log information, and generate a report specific to that job.

Click **See All** to view a history of all SnapCenter jobs.

### Alerts

The Alerts tile displays the latest unresolved Critical and Warning alerts for the hosts and SnapCenter Server.

The total count of Critical and Warning category alerts is shown at the top of the display. Clicking the Critical or Warning totals redirects you to the Alerts page with the specific filter applied in the Alerts page.

Clicking a specific alert redirects you to the Alerts page for details about that alert. Clicking **See All** at the bottom of the display redirects you to the Alerts page for a list of all alerts.


### Latest Protection Summary


The Latest Protection Summary tile gives you the protection status for all entities that you have access to. By default, the display is set to provide the status for all plug-ins. Status information is provided for resources backed up to primary storage as Snapshot copies, and to secondary storage using SnapMirror and SnapVault technologies. The availability of protection status information for secondary storage is based on the selected plug-in type.



If you are using a mirror-vault protection policy, the counters for the protection summary are displayed in the SnapVault summary chart and not in the SnapMirror chart.


Protection status for individual plug-ins is available by selecting a plug-in from the drop-down menu. A donut chart shows the percentage of protected resources for the selected plug-in. Clicking a donut slice redirects you to the **Reports > Plug-in** page, which provides a detailed report of all primary and secondary storage activity for the specified plug-in.

- 

Reports about secondary storage apply to SnapVault only; SnapMirror reports are not supported.
- 

SAP HANA provides protection status information for primary and secondary storage for Snapshot copies. Only primary storage protection status is available for file-based backups.

Protection status	Primary storage	Secondary storage
Failed	Count of entities that are part of a Resource Group, where the Resource Group has run a backup, but the backup failed.	Count of entities with backups that have failed to transfer to a Secondary destination.
Successful	Count of entities in a resource group, where the Resource Group has been successfully backed up.	Count of entities with backups that have been successfully transferred to a Secondary destination.
Not configured	Count of entities that are not part of any Resource Group and have not been backed up.	Count of entities that are part of one or more Resource Groups that are not configured for backups to be transferred to a Secondary destination.
Not initiated	Count of entities that are part of a Resource Group, but no backup has been run.	Not applicable.

- 

If you are using SnapCenter Server 4.2 and an earlier version of the plug-in (earlier than 4.2) to create backups, the **Latest Protection Summary** tile does not display the SnapMirror protection status of these backups.

Jobs

The Jobs tile provides you with a summary of backup, restore, and clone jobs that you have access to. You can customize the time frame for any report by using the drop-down menu. Time frame options are fixed at last 24 hours, last 7 days, and last 30 days. The default report shows data protection jobs run during the last 7 days.

Backup, restore, and clone job information is displayed in donut charts. Clicking a donut slice redirects you to the Monitor page with job filters pre-applied to the selection.

Job status	Description
Failed	Count of jobs that have failed.

Job status	Description
Warning	Count of jobs that have experienced an error.
Successful	Count of jobs that have completed successfully.
Running	Count of jobs that are currently running.

## Storage

The Storage tile displays the primary and secondary storage consumed by protection jobs over a 90-day period, graphically depicts consumption trends, and calculates primary storage savings. Storage information is updated once every 24 hours at 12 a.m.

The day's consumption total, which comprises the total number of backups that are available in SnapCenter and size occupied by these backups, will be displayed at the top of the display. A backup could have multiple Snapshot copies associated with it and the count will reflect the same. This is applicable to both primary and secondary Snapshot copies. For example, you have created 10 backups, out of which 2 are deleted due to policy-based backup retention and 1 backup is explicitly deleted by you. Thus, a count of 7 backups will be displayed along with the size occupied by these 7 backups.

The Storage Savings factor for primary storage is the ratio of logical capacity (clone and Snapshot copy savings plus storage consumed) to the physical capacity of primary storage. A bar chart illustrates the storage savings.

The line graph separately plots primary and secondary storage consumption on a day-by-day basis over a rolling 90-day period. Hovering over the charts provides detailed day-by-day results.



If you use SnapCenter Server 4.2 and an earlier version of the plug-in (earlier than 4.2) to create backups, the **Storage** tile does not display the number of backups, the storage consumed by these backups, the Snapshot savings, the clone savings, and the Snapshot size.

## Configuration

The Configuration tile provides consolidated status information for all active stand-alone and Windows cluster hosts that SnapCenter is managing, and that you have access to. This includes the plug-in status information associated with those hosts.

Clicking the number adjacent to Hosts redirects you to the Managed Hosts section in the Hosts page. From there, you can obtain detailed information for a selected host.

Additionally, this display shows the sum of Standalone ONTAP SVMs and Cluster ONTAP SVMs that SnapCenter is managing and that you have access to. Clicking the number adjacent to SVM redirects you to the Storage Systems page. From there, you can obtain detailed information for a selected SVM.

The Host configuration state is presented as red (critical), yellow (warning), and green (active), along with the number of hosts in each state. Status messages are provided for each state.

Configuration status	Description
Upgrade mandatory	Count of hosts that are running unsupported plug-ins and need an upgrade. An unsupported plug-in is not compatible with this version of SnapCenter.
Migration mandatory	Count of hosts that are running unsupported plug-ins and need migration. An unsupported plug-in is not compatible with this version of SnapCenter.
No plug-ins installed	Count of hosts that are added successfully but the plug-ins need to be installed, or the plug-ins installation has failed.
Suspended	Count of hosts whose schedules are suspended and are under maintenance.
Stopped	Count of hosts that are up, but the plug-in services are not running.
Host down	Count of hosts that are down or not reachable.
Upgrade available (optional)	Count of hosts where a newer version of the plug-in package is available for upgrade.
Migration available (optional)	Count of hosts where a newer version of the plug-in is available for migration.
Configure log directory	Count of hosts where the log directory has to be configured for SCSQL to take transaction log backup.
Configure VMware plug-ins	Count of hosts where the SnapCenter Plug-in for VMware vSphere needs to be added.
Unknown	Count of hosts that have been registered but the installation is not yet triggered.
Running	Count of hosts that are up and plug-ins are running. And in the case of SCSQL plug-ins, log directory and hypervisor are configured.
Installing\Uninstalling plug-ins	Count of hosts where plug-in installation or uninstallation in progress.

## Licensed Capacity

The Licensed Capacity tile displays information about total licensed capacity, used capacity, capacity threshold alerts, and license expiration alerts for SnapCenter Standard capacity-based licenses.



This display appears only if you are using SnapCenter Standard capacity-based licenses on Cloud Volumes ONTAP or ONTAP Select platforms. For FAS or AFF platforms, the SnapCenter license is controller-based and licensed for unlimited capacity, and no capacity license is required.

License status	Description
In use	Amount of capacity currently in use.
Notify	Capacity threshold at which notifications are displayed on the Dashboard, and, if configured, when email notifications are sent.
Licensed	Amount of licensed capacity.
Over	Amount of capacity that has exceeded the licensed capacity.

## How to view information on the dashboard

From the SnapCenter left navigation pane, you can view various Dashboard tiles, or displays, along with associated system details. The number of displays available in the Dashboard is fixed and cannot be changed. The content provided within each display is dependent on role-based access control (RBAC).

### Steps

1. In the left navigation pane, click **Dashboard**.
2. Click the active areas on each display to obtain additional information.

For example, clicking a donut chart in **Jobs**, redirects you to the Monitor page for more information about your selection. Clicking a donut chart in **Protection Summary**, redirects you to the Reports page, which can provide more information about your selection.

## Request status reports of the jobs from the dashboard

You can request reports about backup, restore, and clone jobs from the Dashboard page. This is useful if you want to identify the total number of successful or failed jobs in your SnapCenter environment.

### Steps

1. In the left navigation pane, click **Dashboard**
2. Locate the Jobs tile in the Dashboard, and then select **Backup**, **Restore**, or **Clone**.
3. Using the pull-down menu, select the time frame for which you want Jobs information: 24 hours, 7 days, or 30 days.

The systems display a donut chart covering the data.

4. Click the donut slice representing the job information for which you want a report.

When you click the donut chart, you are redirected from the Dashboard page to the Monitor page. The Monitor page displays the jobs with the status you selected from the donut chart.

5. From the Monitor page list, click on a specific job to select it.
6. At the top of the Monitor page, click **Reports**.

## Results

The report displays information only for the job you selected. You can review the report or download it to your local system.

# Request reports of the protection status from the dashboard

You can request protection details for resources managed by specific plug-ins using the Dashboard. Only data backups are considered for data protection summary.

## Steps

1. In the left navigation pane, click **Dashboard**.
2. Locate the Latest Protection Summary tile in the Dashboard and use the pull-down menu to select a plug-in.

The Dashboard displays a donut chart for resources backed up to Primary storage and, if applicable to the plug-in, a donut chart for resources backed up to secondary storage.



Data protection reports are available only for specific plug-ins types. Specifying **All Plug-ins** is not supported.

3. Click the donut slice representing the status for which you want a report.

When you click the donut chart, you are redirected from Dashboard page to the Reports, and then to the Plug-in page. The report displays only status for the plug-in you selected. You can review the report or download it to your local system.



Redirection to the Reports page for SnapMirror donut chart and File-based SAP HANA backup is not supported.



## Copyright information

Copyright © 2024 NetApp, Inc. All Rights Reserved. Printed in the U.S. No part of this document covered by copyright may be reproduced in any form or by any means—graphic, electronic, or mechanical, including photocopying, recording, taping, or storage in an electronic retrieval system—without prior written permission of the copyright owner.

Software derived from copyrighted NetApp material is subject to the following license and disclaimer:

THIS SOFTWARE IS PROVIDED BY NETAPP “AS IS” AND WITHOUT ANY EXPRESS OR IMPLIED WARRANTIES, INCLUDING, BUT NOT LIMITED TO, THE IMPLIED WARRANTIES OF MERCHANTABILITY AND FITNESS FOR A PARTICULAR PURPOSE, WHICH ARE HEREBY DISCLAIMED. IN NO EVENT SHALL NETAPP BE LIABLE FOR ANY DIRECT, INDIRECT, INCIDENTAL, SPECIAL, EXEMPLARY, OR CONSEQUENTIAL DAMAGES (INCLUDING, BUT NOT LIMITED TO, PROCUREMENT OF SUBSTITUTE GOODS OR SERVICES; LOSS OF USE, DATA, OR PROFITS; OR BUSINESS INTERRUPTION) HOWEVER CAUSED AND ON ANY THEORY OF LIABILITY, WHETHER IN CONTRACT, STRICT LIABILITY, OR TORT (INCLUDING NEGLIGENCE OR OTHERWISE) ARISING IN ANY WAY OUT OF THE USE OF THIS SOFTWARE, EVEN IF ADVISED OF THE POSSIBILITY OF SUCH DAMAGE.

NetApp reserves the right to change any products described herein at any time, and without notice. NetApp assumes no responsibility or liability arising from the use of products described herein, except as expressly agreed to in writing by NetApp. The use or purchase of this product does not convey a license under any patent rights, trademark rights, or any other intellectual property rights of NetApp.

The product described in this manual may be protected by one or more U.S. patents, foreign patents, or pending applications.

LIMITED RIGHTS LEGEND: Use, duplication, or disclosure by the government is subject to restrictions as set forth in subparagraph (b)(3) of the Rights in Technical Data -Noncommercial Items at DFARS 252.227-7013 (FEB 2014) and FAR 52.227-19 (DEC 2007).

Data contained herein pertains to a commercial product and/or commercial service (as defined in FAR 2.101) and is proprietary to NetApp, Inc. All NetApp technical data and computer software provided under this Agreement is commercial in nature and developed solely at private expense. The U.S. Government has a non-exclusive, non-transferrable, nonsublicensable, worldwide, limited irrevocable license to use the Data only in connection with and in support of the U.S. Government contract under which the Data was delivered. Except as provided herein, the Data may not be used, disclosed, reproduced, modified, performed, or displayed without the prior written approval of NetApp, Inc. United States Government license rights for the Department of Defense are limited to those rights identified in DFARS clause 252.227-7015(b) (FEB 2014).

## Trademark information

NETAPP, the NETAPP logo, and the marks listed at <http://www.netapp.com/TM> are trademarks of NetApp, Inc. Other company and product names may be trademarks of their respective owners.