



# Monitor the status of installing Plug-in for SAP HANA

SnapCenter Software

Nirupama Sriram  
June 10, 2021

# Table of Contents






Monitor the status of installing Plug-in for SAP HANA..... 1

# Monitor the status of installing Plug-in for SAP HANA

You can monitor the progress of SnapCenter plug-in package installation by using the Jobs page. You might want to check the progress of installation to determine when it is complete or if there is an issue.

## About this task

The following icons appear on the Jobs page and indicate the state of the operation:

-  In progress
-  Completed successfully
-  Failed
-  Completed with warnings or could not start due to warnings
-  Queued

## Steps

1. In the left navigation pane, click **Monitor**.
2. In the **Monitor** page, click **Jobs**.
3. On the **Jobs** page, to filter the list so that only plug-in installation operations are listed, do the following:
  - a. Click **Filter**.
  - b. Optional: Specify the start and end date.
  - c. From the Type drop-down menu, select **Plug-in installation**.
  - d. From the Status drop-down menu, select the installation status.
  - e. Click **Apply**.
4. Select the installation job and click **Details** to view the job details.
5. In the **Job Details** page, click **View logs**.

## Copyright Information

Copyright © 2021 NetApp, Inc. All rights reserved. Printed in the U.S. No part of this document covered by copyright may be reproduced in any form or by any means-graphic, electronic, or mechanical, including photocopying, recording, taping, or storage in an electronic retrieval system- without prior written permission of the copyright owner.

Software derived from copyrighted NetApp material is subject to the following license and disclaimer:

THIS SOFTWARE IS PROVIDED BY NETAPP "AS IS" AND WITHOUT ANY EXPRESS OR IMPLIED WARRANTIES, INCLUDING, BUT NOT LIMITED TO, THE IMPLIED WARRANTIES OF MERCHANTABILITY AND FITNESS FOR A PARTICULAR PURPOSE, WHICH ARE HEREBY DISCLAIMED. IN NO EVENT SHALL NETAPP BE LIABLE FOR ANY DIRECT, INDIRECT, INCIDENTAL, SPECIAL, EXEMPLARY, OR CONSEQUENTIAL DAMAGES (INCLUDING, BUT NOT LIMITED TO, PROCUREMENT OF SUBSTITUTE GOODS OR SERVICES; LOSS OF USE, DATA, OR PROFITS; OR BUSINESS INTERRUPTION) HOWEVER CAUSED AND ON ANY THEORY OF LIABILITY, WHETHER IN CONTRACT, STRICT LIABILITY, OR TORT (INCLUDING NEGLIGENCE OR OTHERWISE) ARISING IN ANY WAY OUT OF THE USE OF THIS SOFTWARE, EVEN IF ADVISED OF THE POSSIBILITY OF SUCH DAMAGE.

NetApp reserves the right to change any products described herein at any time, and without notice. NetApp assumes no responsibility or liability arising from the use of products described herein, except as expressly agreed to in writing by NetApp. The use or purchase of this product does not convey a license under any patent rights, trademark rights, or any other intellectual property rights of NetApp.

The product described in this manual may be protected by one or more U.S. patents, foreign patents, or pending applications.

RESTRICTED RIGHTS LEGEND: Use, duplication, or disclosure by the government is subject to restrictions as set forth in subparagraph (c)(1)(ii) of the Rights in Technical Data and Computer Software clause at DFARS 252.277-7103 (October 1988) and FAR 52-227-19 (June 1987).

## Trademark Information

NETAPP, the NETAPP logo, and the marks listed at <http://www.netapp.com/TM> are trademarks of NetApp, Inc. Other company and product names may be trademarks of their respective owners.