



Monitor backup operations

SnapCenter Software

NetApp
September 16, 2021

Table of Contents

- Monitor backup operations 1
 - Monitor SAP HANA databases backup operations 1
 - Monitor data protection operations on SAP HANA databases in the Activity pane 1







Monitor backup operations

Monitor SAP HANA databases backup operations


You can monitor the progress of different backup operations by using the SnapCenterJobs page. You might want to check the progress to determine when it is complete or if there is an issue.

About this task


The following icons appear on the Jobs page and indicate the corresponding state of the operations:

-  In progress
-  Completed successfully
-  Failed
-  Completed with warnings or could not start due to warnings
-  Queued
-  Canceled

Steps

1. In the left navigation pane, click **Monitor**.
2. In the Monitor page, click **Jobs**.
3. On the Jobs page, perform the following steps:
 - a. Click  to filter the list so that only backup operations are listed.
 - b. Specify the start and end dates.
 - c. From the **Type** drop-down list, select **Backup**.
 - d. From the **Status** drop-down, select the backup status.
 - e. Click **Apply** to view the operations completed successfully.
4. Select a backup job, and then click **Details** to view the job details.



Though the backup job status displays  , when you click on job details you might see that some of the child tasks of the backup operation are still in progress or marked with warning signs.

5. On the **Job Details** page, click **View logs**.


The **View logs** button displays the detailed logs for the selected operation.

Monitor data protection operations on SAP HANA databases in the Activity pane

The Activity pane displays the five most recent operations performed. The Activity pane also displays when the operation was initiated and the status of the operation.

The Activity pane displays information regarding backup, restore, clone, and scheduled backup operations. If you are using Plug-in for SQL Server or Plug-in for Exchange Server, the Activity pane also displays information about the reseed operation.

Steps

1. In the left navigation pane, click **Resources**, and then select the appropriate plug-in from the list.
2. Click  on the Activity pane to view the five most recent operations.

When you click one of the operations, the operation details are listed in the Job Details page.

Copyright Information

Copyright © 2021 NetApp, Inc. All rights reserved. Printed in the U.S. No part of this document covered by copyright may be reproduced in any form or by any means-graphic, electronic, or mechanical, including photocopying, recording, taping, or storage in an electronic retrieval system- without prior written permission of the copyright owner.

Software derived from copyrighted NetApp material is subject to the following license and disclaimer:

THIS SOFTWARE IS PROVIDED BY NETAPP "AS IS" AND WITHOUT ANY EXPRESS OR IMPLIED WARRANTIES, INCLUDING, BUT NOT LIMITED TO, THE IMPLIED WARRANTIES OF MERCHANTABILITY AND FITNESS FOR A PARTICULAR PURPOSE, WHICH ARE HEREBY DISCLAIMED. IN NO EVENT SHALL NETAPP BE LIABLE FOR ANY DIRECT, INDIRECT, INCIDENTAL, SPECIAL, EXEMPLARY, OR CONSEQUENTIAL DAMAGES (INCLUDING, BUT NOT LIMITED TO, PROCUREMENT OF SUBSTITUTE GOODS OR SERVICES; LOSS OF USE, DATA, OR PROFITS; OR BUSINESS INTERRUPTION) HOWEVER CAUSED AND ON ANY THEORY OF LIABILITY, WHETHER IN CONTRACT, STRICT LIABILITY, OR TORT (INCLUDING NEGLIGENCE OR OTHERWISE) ARISING IN ANY WAY OUT OF THE USE OF THIS SOFTWARE, EVEN IF ADVISED OF THE POSSIBILITY OF SUCH DAMAGE.

NetApp reserves the right to change any products described herein at any time, and without notice. NetApp assumes no responsibility or liability arising from the use of products described herein, except as expressly agreed to in writing by NetApp. The use or purchase of this product does not convey a license under any patent rights, trademark rights, or any other intellectual property rights of NetApp.

The product described in this manual may be protected by one or more U.S. patents, foreign patents, or pending applications.

RESTRICTED RIGHTS LEGEND: Use, duplication, or disclosure by the government is subject to restrictions as set forth in subparagraph (c)(1)(ii) of the Rights in Technical Data and Computer Software clause at DFARS 252.277-7103 (October 1988) and FAR 52-227-19 (June 1987).

Trademark Information

NETAPP, the NETAPP logo, and the marks listed at <http://www.netapp.com/TM> are trademarks of NetApp, Inc. Other company and product names may be trademarks of their respective owners.