



StorageGRID appliance overview

StorageGRID

NetApp

October 03, 2025

This PDF was generated from <https://docs.netapp.com/us-en/storagegrid-115/sg5600/storagegrid-appliance-features.html> on October 03, 2025. Always check docs.netapp.com for the latest.

Table of Contents

- StorageGRID appliance overview 1
 - StorageGRID appliance features 2
- Hardware diagrams 2
 - Model SG5612 2U: Rear view of the E2700 controller and E5600SG controller..... 2
 - Model SG5660 4U: Rear view of the E2700 controller and E5600SG controller..... 3
 - Rear view of the E2700 controller 3
 - Rear view of the E5600SG controller..... 4

StorageGRID appliance overview

The StorageGRID SG5600 appliance is an integrated storage and computing platform that operates as a Storage Node in a StorageGRID grid.

The StorageGRID SG5600 appliance includes the following components:

Component	Description
E5600SG controller	<p>Compute serverThe E5600SG controller runs the Linux operating system and the StorageGRID software.</p> <p>This controller connects to the following:</p> <ul style="list-style-type: none">• The Admin, Grid, and Client Networks for the StorageGRID system• The E2700 controller, using dual SAS paths (active/active) with the E5600SG controller operating as the initiator
E2700 controller	<p>Storage controllerThe E2700 controller operates as a standard E-Series storage array in simplex mode, and runs the SANtricity operating system (controller firmware).</p> <p>This controller connects to the following:</p> <ul style="list-style-type: none">• The management network where SANtricity Storage Manager is installed• The E5600SG controller, using dual SAS paths (active/active) with the E2700 controller operating as the target

The SG5600 appliance also includes the following components, depending on the model:

Component	Model SG5612	Model SG5660
Drives	12 NL-SAS drives	60 NL-SAS drives
Enclosure	DE1600 enclosure, a two rack-unit (2U) chassis that houses the drives and the controllers	DE6600 enclosure, a four rack-unit (4U) chassis that houses the drives and the controllers
Power supplies and fans	Two power-fan canisters	Two power supplies and two fans



The E5600SG controller is highly customized for use in the StorageGRID appliance. All other components operate as described in E-Series documentation, except as indicated in these instructions.

The maximum raw storage available on each StorageGRID appliance Storage Node is fixed, based on the appliance model and configuration. You cannot expand the available storage by adding a shelf with additional drives.

StorageGRID appliance features

The StorageGRID SG5600 appliance provides an integrated storage solution for creating a new StorageGRID system or for expanding the capacity of an existing system.

The StorageGRID appliance provides the following features:

- Combines the StorageGRID Storage Node computing and storage elements into a single, efficient, integrated solution
- Simplifies the installation and configuration of a Storage Node, automating most of the process required
- Provides a high-density storage solution with two enclosure options: one that is 2U and one that is 4U
- Uses 10-GbE IP interfaces directly to the Storage Node, without the need for intermediate storage interfaces such as FC or iSCSI
- Can be used in a hybrid grid environment that uses StorageGRID appliances and virtual (software-based) Storage Nodes
- Includes preconfigured storage and comes preloaded with the StorageGRID Appliance Installer (on the E5600SG controller) for field-ready software deployment and integration

Hardware diagrams

The SG5612 and SG5660 models of the StorageGRID appliance both include an E2700 controller and an E5600SG controller. You should review the diagrams to learn the differences between the models and the controllers.

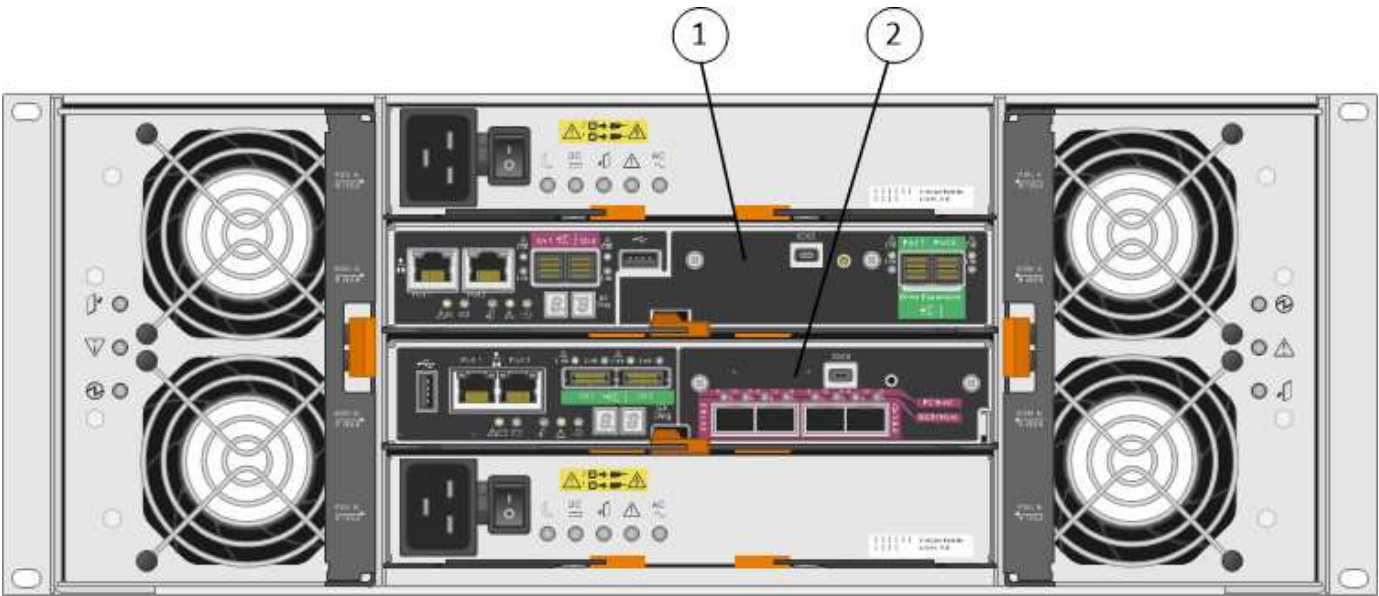
Model SG5612 2U: Rear view of the E2700 controller and E5600SG controller



	Description
1	E2700 controller
2	E5600SG controller

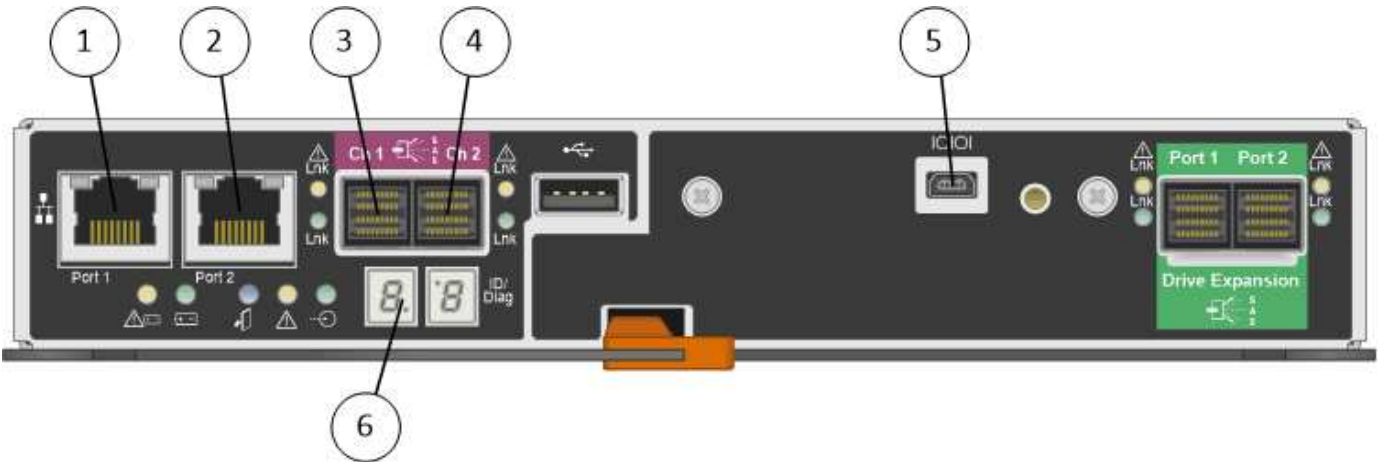
Model SG5660 4U: Rear view of the E2700 controller and E5600SG controller

The E2700 controller is above the E5600SG controller.



	Description
1	E2700 controller
2	E5600SG controller

Rear view of the E2700 controller



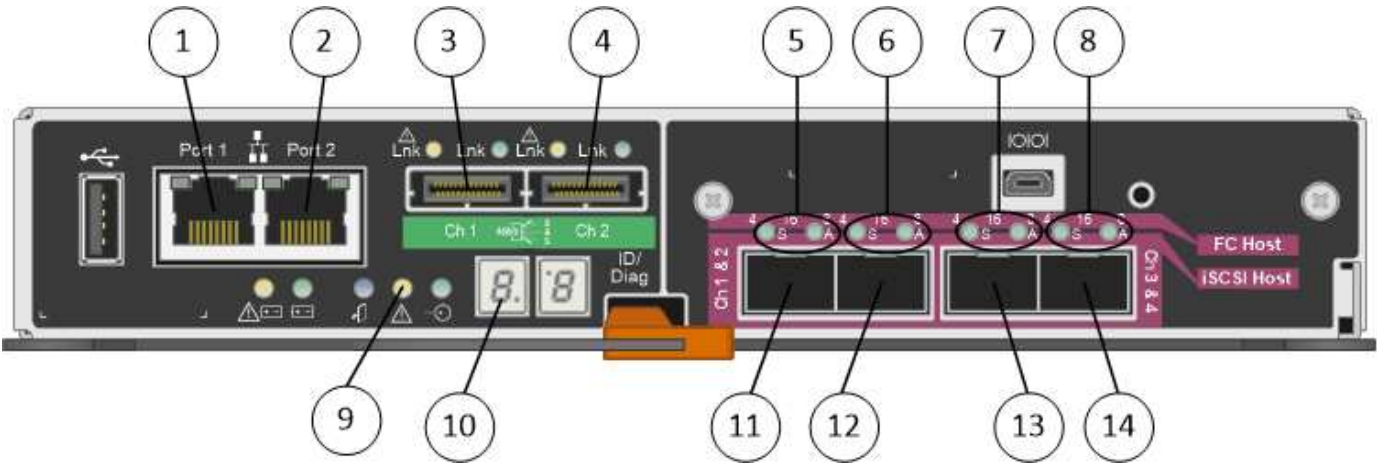
	Description
1	Management port 1 (Connect to the network where SANtricity Storage Manager is installed.)
2	Management port 2 (Use during installation to connect to a laptop.)

	Description
3	SAS interconnect port 1
4	SAS interconnect port 2
5	Serial connection port
6	Seven-segment display



The two SAS ports labeled Drive Expansion (green) on the rear of the E2700 controller are not used. The StorageGRID appliance does not support expansion drive shelves.

Rear view of the E5600SG controller



	Description
1	Management port 1 (Connect to the Admin network for StorageGRID.)
2	Management port 2 Options: <ul style="list-style-type: none"> • Bond with management port 1 for a redundant connection to the Admin Network for StorageGRID. • Leave unwired and available for temporary local access (IP 169.254.0.1). • During installation, use for IP configuration if DHCP-assigned IP addresses are not available.
3	SAS interconnect port 1
4	SAS interconnect port 2
5	Fault and Active LEDs for 10-GbE network port 1

	Description
6	Fault and Active LEDs for 10-GbE network port 2
7	Fault and Active LEDs for 10-GbE network port 3
8	Fault and Active LEDs for 10-GbE network port 4
9	Needs Attention LED
10	Seven-segment display
11	10-GbE network port 1
12	10-GbE network port 2
13	10-GbE network port 3
14	10-GbE network port 4



The host interface card (HIC) on the StorageGRID appliance E5600SG controller supports only 10-Gb Ethernet connections. It cannot be used for iSCSI connections.

Copyright information

Copyright © 2025 NetApp, Inc. All Rights Reserved. Printed in the U.S. No part of this document covered by copyright may be reproduced in any form or by any means—graphic, electronic, or mechanical, including photocopying, recording, taping, or storage in an electronic retrieval system—without prior written permission of the copyright owner.

Software derived from copyrighted NetApp material is subject to the following license and disclaimer:

THIS SOFTWARE IS PROVIDED BY NETAPP “AS IS” AND WITHOUT ANY EXPRESS OR IMPLIED WARRANTIES, INCLUDING, BUT NOT LIMITED TO, THE IMPLIED WARRANTIES OF MERCHANTABILITY AND FITNESS FOR A PARTICULAR PURPOSE, WHICH ARE HEREBY DISCLAIMED. IN NO EVENT SHALL NETAPP BE LIABLE FOR ANY DIRECT, INDIRECT, INCIDENTAL, SPECIAL, EXEMPLARY, OR CONSEQUENTIAL DAMAGES (INCLUDING, BUT NOT LIMITED TO, PROCUREMENT OF SUBSTITUTE GOODS OR SERVICES; LOSS OF USE, DATA, OR PROFITS; OR BUSINESS INTERRUPTION) HOWEVER CAUSED AND ON ANY THEORY OF LIABILITY, WHETHER IN CONTRACT, STRICT LIABILITY, OR TORT (INCLUDING NEGLIGENCE OR OTHERWISE) ARISING IN ANY WAY OUT OF THE USE OF THIS SOFTWARE, EVEN IF ADVISED OF THE POSSIBILITY OF SUCH DAMAGE.

NetApp reserves the right to change any products described herein at any time, and without notice. NetApp assumes no responsibility or liability arising from the use of products described herein, except as expressly agreed to in writing by NetApp. The use or purchase of this product does not convey a license under any patent rights, trademark rights, or any other intellectual property rights of NetApp.

The product described in this manual may be protected by one or more U.S. patents, foreign patents, or pending applications.

LIMITED RIGHTS LEGEND: Use, duplication, or disclosure by the government is subject to restrictions as set forth in subparagraph (b)(3) of the Rights in Technical Data -Noncommercial Items at DFARS 252.227-7013 (FEB 2014) and FAR 52.227-19 (DEC 2007).

Data contained herein pertains to a commercial product and/or commercial service (as defined in FAR 2.101) and is proprietary to NetApp, Inc. All NetApp technical data and computer software provided under this Agreement is commercial in nature and developed solely at private expense. The U.S. Government has a non-exclusive, non-transferrable, nonsublicensable, worldwide, limited irrevocable license to use the Data only in connection with and in support of the U.S. Government contract under which the Data was delivered. Except as provided herein, the Data may not be used, disclosed, reproduced, modified, performed, or displayed without the prior written approval of NetApp, Inc. United States Government license rights for the Department of Defense are limited to those rights identified in DFARS clause 252.227-7015(b) (FEB 2014).

Trademark information

NETAPP, the NETAPP logo, and the marks listed at <http://www.netapp.com/TM> are trademarks of NetApp, Inc. Other company and product names may be trademarks of their respective owners.