



The life of an object

StorageGRID

NetApp

October 03, 2025

This PDF was generated from <https://docs.netapp.com/us-en/storagegrid-115/primer/ingest-data-flow.html> on October 03, 2025. Always check docs.netapp.com for the latest.

Table of Contents

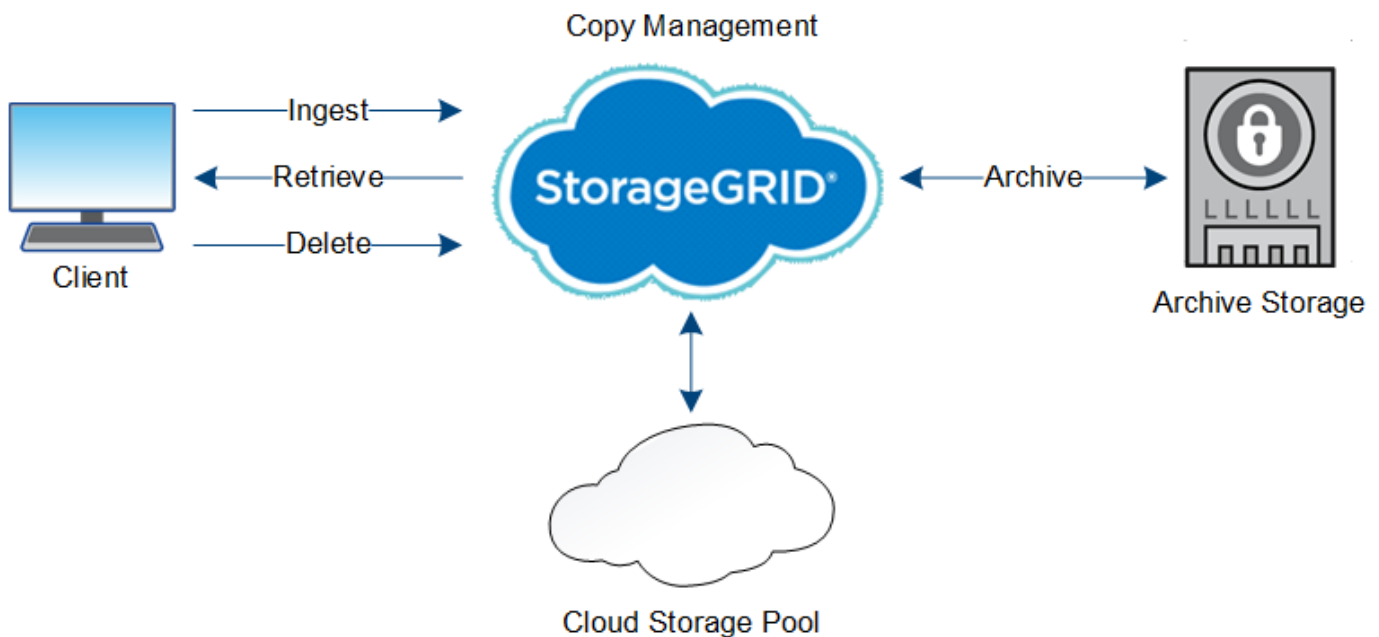
- The life of an object 1
 - Ingest data flow 1
 - Data flow 2
 - Copy management 2
 - Content protection: replication 2
 - Content protection: erasure coding 3
 - Content protection: Cloud Storage Pool 4
 - Content protection: archive 5
 - Retrieve data flow 6
 - Delete data flow 7
 - Deletion hierarchy 7
 - Data flow for client deletes 7
 - Data flow for ILM deletes 8

The life of an object

An object's life consists of various stages. Each stage represents the operations that occur with the object.

The life of an object includes the operations of ingest, copy management, retrieve, and delete.

- **Ingest:** The process of an S3 or Swift client application saving an object over HTTP to the StorageGRID system. At this stage, the StorageGRID system begins to manage the object.
- **Copy management:** The process of managing replicated and erasure-coded copies in StorageGRID, as described by the ILM rules in the active ILM policy. During the copy management stage, StorageGRID protects object data from loss by creating and maintaining the specified number and type of object copies on Storage Nodes, in a Cloud Storage Pool, or on Archive Node.
- **Retrieve:** The process of a client application accessing an object stored by the StorageGRID system. The client reads the object, which is retrieved from a Storage Node, Cloud Storage Pool, or Archive Node.
- **Delete:** The process of removing all object copies from the grid. Objects can be deleted either as a result of the client application sending a delete request to the StorageGRID system, or as a result of an automatic process that StorageGRID performs when the object's lifetime expires.



Related information

[Manage objects with ILM](#)

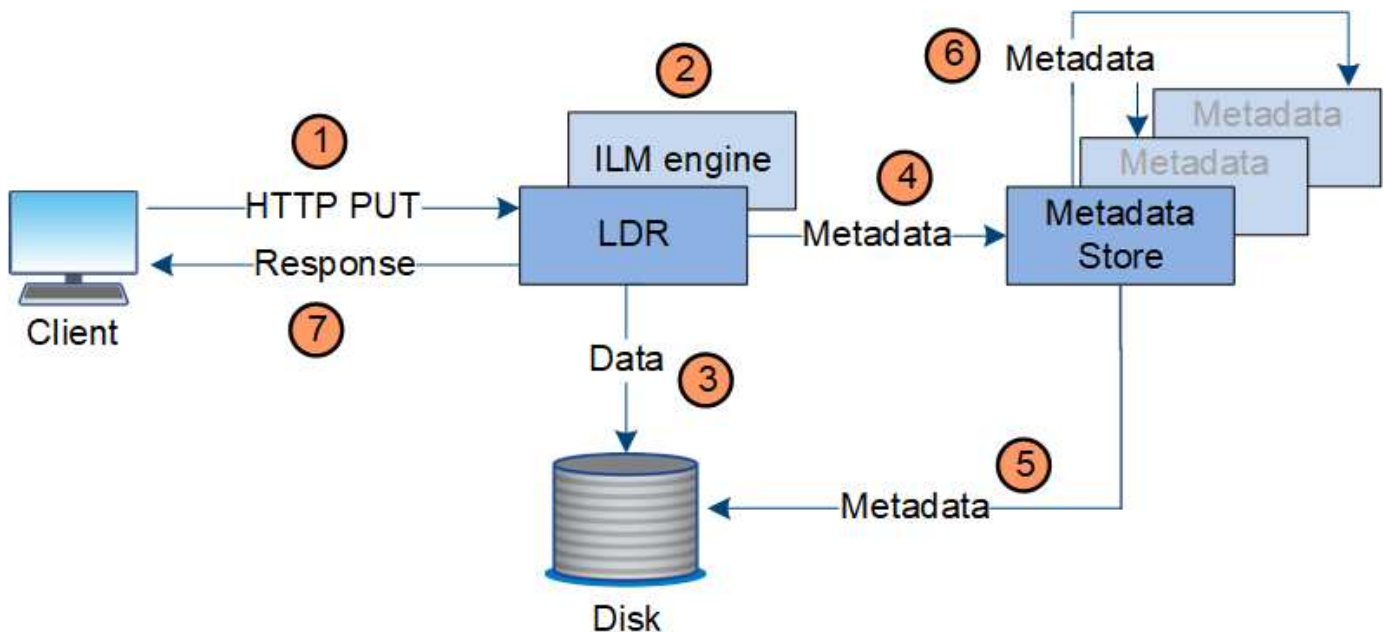
[Using information lifecycle management](#)

Ingest data flow

An ingest, or save, operation consists of a defined data flow between the client and the StorageGRID system.

Data flow

When a client saves an object to the StorageGRID system, the LDR service on Storage Nodes processes the request and stores the metadata and data to disk.



1. The client application creates the object and sends it to the StorageGRID system through an HTTP PUT request.
2. The object is evaluated against the system's ILM policy.
3. The LDR service saves the object data as a replicated copy or as an erasure coded copy. (The diagram shows a simplified version of storing a replicated copy to disk.)
4. The LDR service sends the object metadata to the metadata store.
5. The metadata store saves the object metadata to disk.
6. The metadata store propagates copies of object metadata to other Storage Nodes. These copies are also saved to disk.
7. The LDR service returns an HTTP 200 OK response to the client to acknowledge that the object has been ingested.

Copy management

Object data is managed by the active ILM policy and its ILM rules. ILM rules make replicated or erasure coded copies to protect object data from loss.

Different types or locations of object copies might be required at different times in the object's life. ILM rules are periodically evaluated to ensure that objects are placed as required.

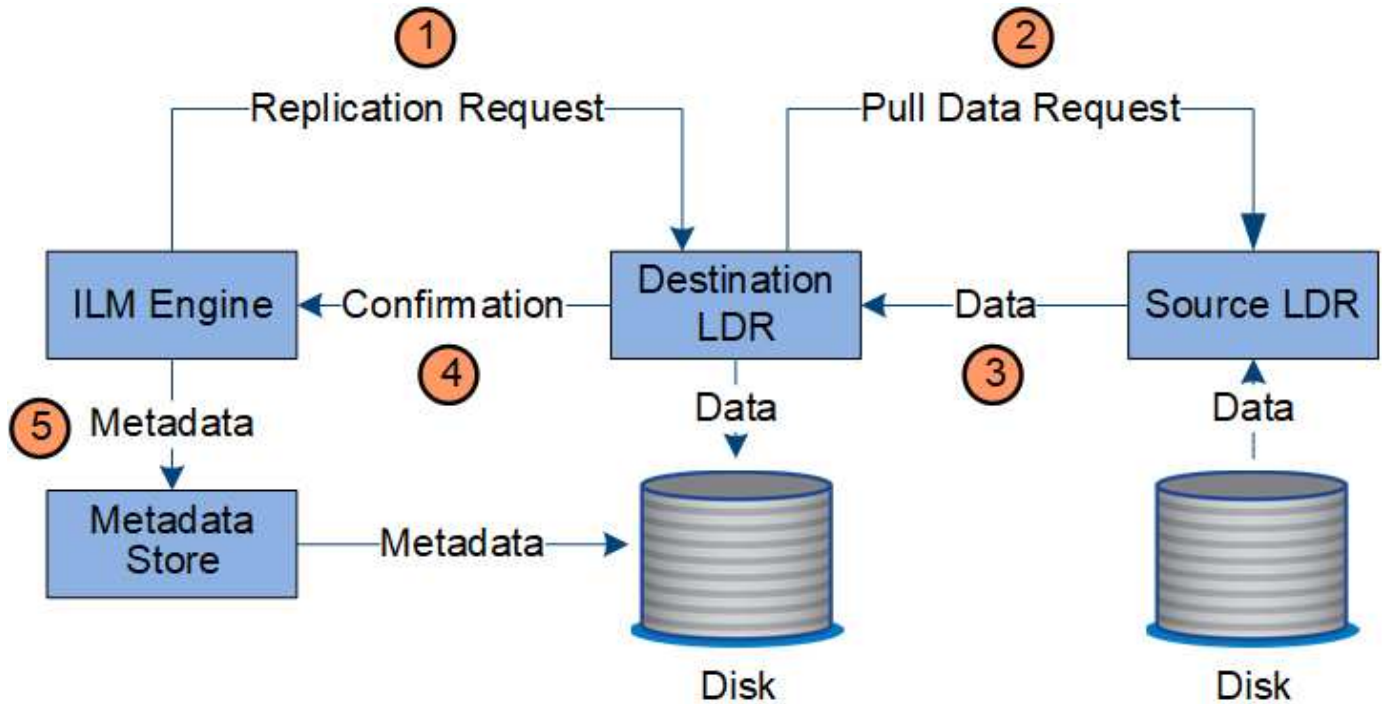
Object data is managed by the LDR service.

Content protection: replication

If an ILM rule's content placement instructions require replicated copies of object data, copies are made and stored to disk by the Storage Nodes that make up the configured storage pool.

Data flow

The ILM engine in the LDR service controls replication and ensures that the correct number of copies are stored in the correct locations and for the correct amount of time.



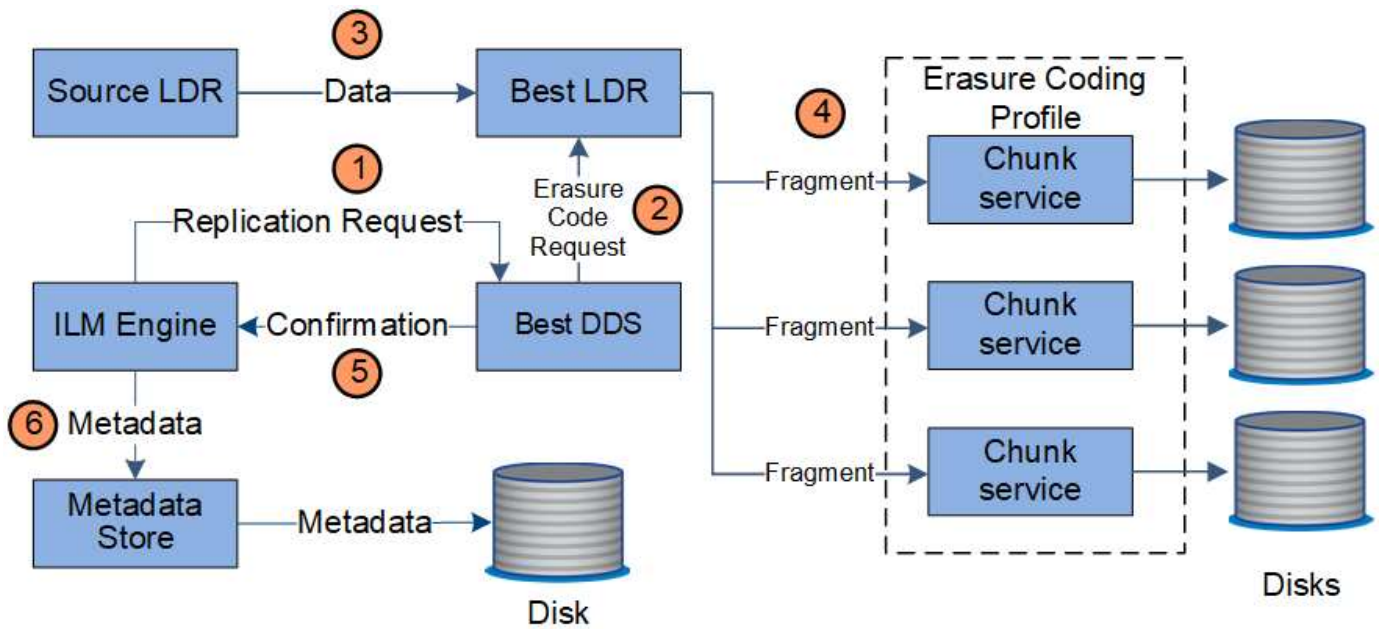
1. The ILM engine queries the ADC service to determine the best destination LDR service within the storage pool specified by the ILM rule. It then sends that LDR service a command to initiate replication.
2. The destination LDR service queries the ADC service for the best source location. It then sends a replication request to the source LDR service.
3. The source LDR service sends a copy to the destination LDR service.
4. The destination LDR service notifies the ILM engine that the object data has been stored.
5. The ILM engine updates the metadata store with object location metadata.

Content protection: erasure coding

If an ILM rule includes instructions to make erasure coded copies of object data, the applicable erasure coding scheme breaks object data into data and parity fragments and distributes these fragments across the Storage Nodes configured in the Erasure Coding profile.

Data flow

The ILM engine, which is a component of the LDR service, controls erasure coding and ensures that the Erasure Coding profile is applied to object data.



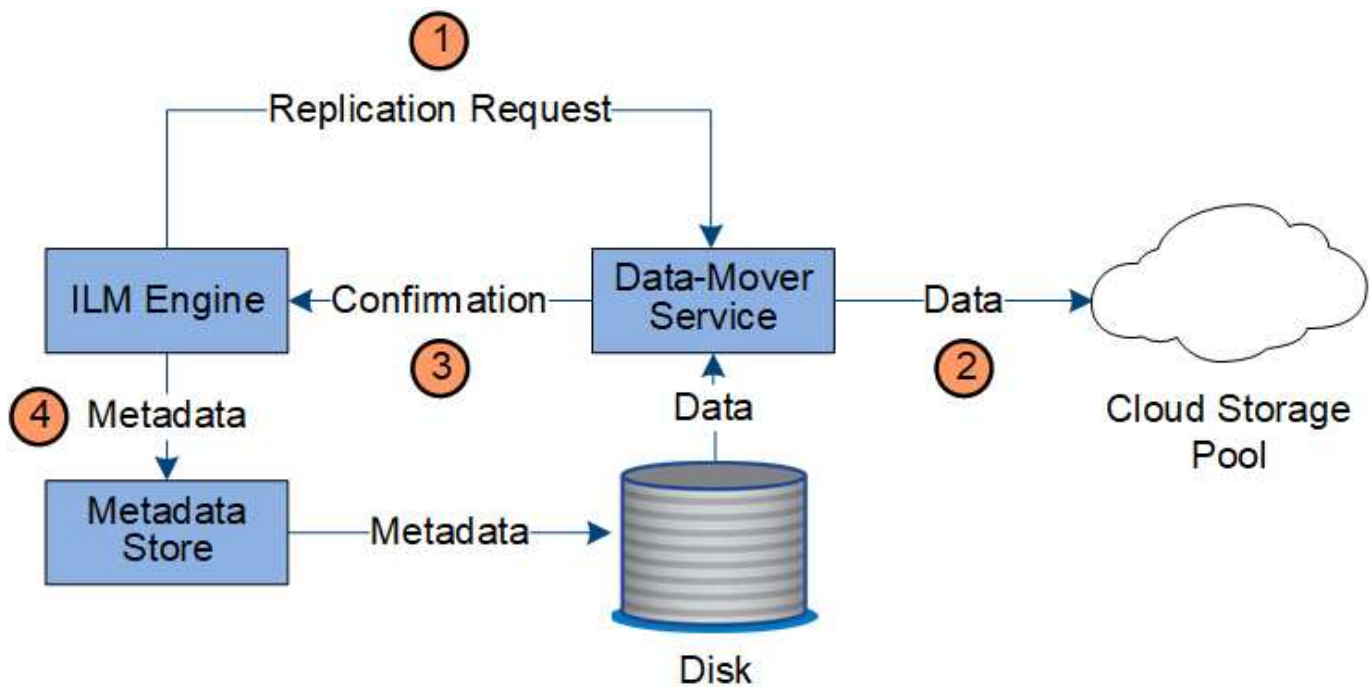
1. The ILM engine queries the ADC service to determine which DDS service can best perform the erasure coding operation. Once determined, the ILM engine sends an "initiate" request to that service.
2. The DDS service instructs an LDR to erasure code the object data.
3. The source LDR service sends a copy to the LDR service selected for erasure coding.
4. Once broken into the appropriate number of parity and data fragments, the LDR service distributes these fragments across the Storage Nodes (Chunk services) that make up the Erasure Coding profile's storage pool.
5. The LDR service notifies the ILM engine, confirming that object data is successfully distributed.
6. The ILM engine updates the metadata store with object location metadata.

Content protection: Cloud Storage Pool

If an ILM rule's content placement instructions require that a replicated copy of object data is stored on a Cloud Storage Pool, object data is moved to the external S3 bucket or Azure Blob storage container that was specified for the Cloud Storage Pool.

Data flow

The ILM engine, which is a component of the LDR service, and the Data Mover service control the movement of objects to the Cloud Storage Pool.

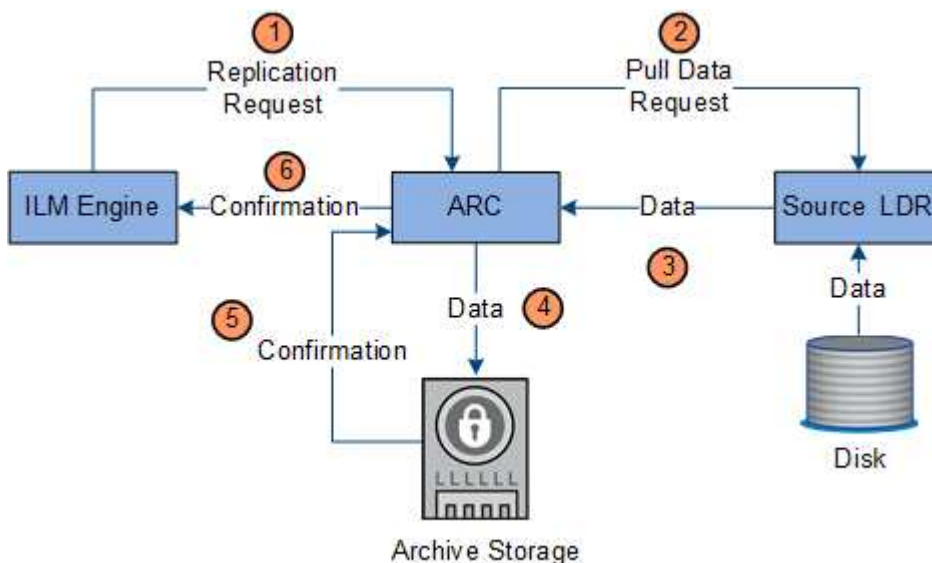


1. The ILM engine selects a Data Mover service to replicate to the Cloud Storage Pool.
2. The Data Mover service sends the object data to the Cloud Storage Pool.
3. The Data Mover service notifies the ILM engine that the object data has been stored.
4. The ILM engine updates the metadata store with object location metadata.

Content protection: archive

An archive operation consists of a defined data flow between the StorageGRID system and the client.

If the ILM policy requires that a copy of object data be archived, the ILM engine, which is a component of the LDR service, sends a request to the Archive Node, which in turn sends a copy of the object data to the targeted archival storage system.



1. The ILM engine sends a request to the ARC service to store a copy on archive media.
2. The ARC service queries the ADC service for the best source location and sends a request to the source LDR service.
3. The ARC service retrieves object data from the LDR service.
4. The ARC service sends the object data to the archive media destination.
5. The archive media notifies the ARC service that the object data has been stored.
6. The ARC service notifies the ILM engine that the object data has been stored.

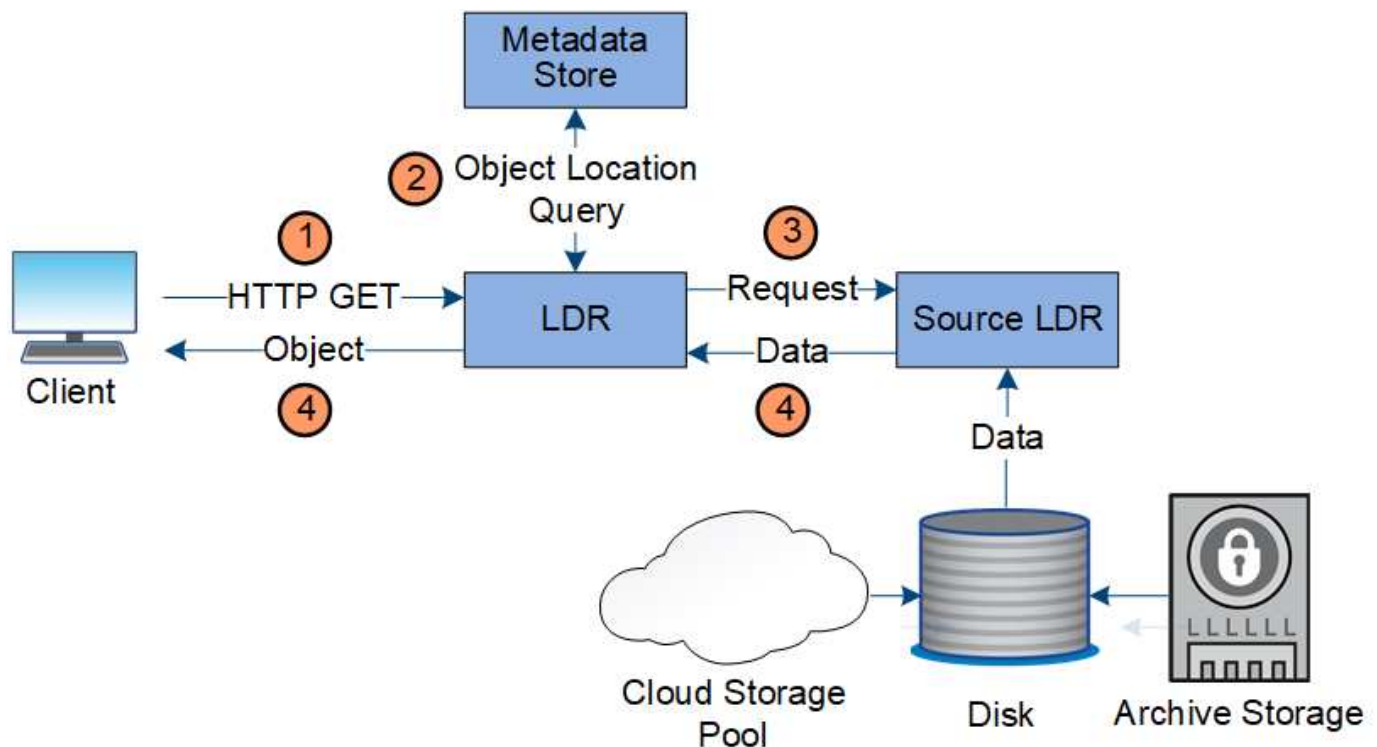
Retrieve data flow

A retrieve operation consists of a defined data flow between the StorageGRID system and the client. The system uses attributes to track the retrieval of the object from a Storage Node or, if necessary, a Cloud Storage Pool or Archive Node.

The Storage Node's LDR service queries the metadata store for the location of the object data and retrieves it from the source LDR service. Preferentially, retrieval is from a Storage Node. If the object is not available on a Storage Node, the retrieval request is directed to a Cloud Storage Pool or to an Archive Node.



If the only object copy is on AWS Glacier storage or the Azure Archive tier, the client application must issue an S3 POST Object restore request to restore a retrievable copy to the Cloud Storage Pool.



1. The LDR service receives a retrieval request from the client application.
2. The LDR service queries the metadata store for the object data location and metadata.
3. LDR service forwards the retrieval request to the source LDR service.

4. The source LDR service returns the object data from the queried LDR service and the system returns the object to the client application.

Delete data flow

All object copies are removed from the StorageGRID system when a client performs a delete operation or when the object's lifetime expires, triggering its automatic removal. There is a defined data flow for object deletion.

Deletion hierarchy

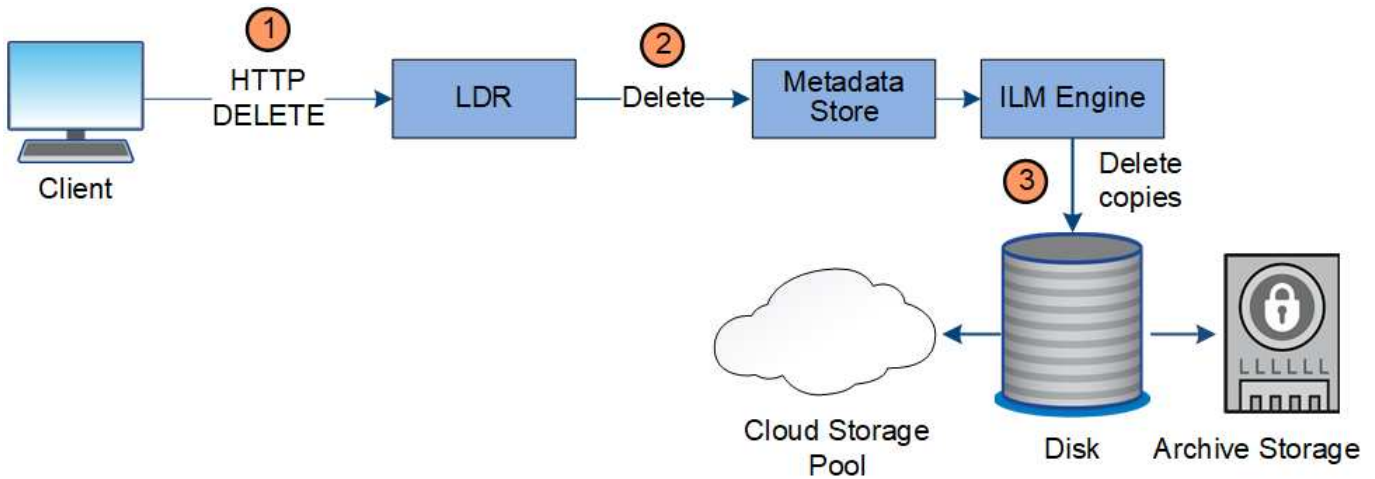
StorageGRID provides several methods for controlling when objects are retained or deleted. Objects can be delete by client request or automatically. StorageGRID always prioritizes any S3 Object Lock settings over client delete requests, which are prioritized over S3 bucket lifecycle and ILM placement instructions.

- **S3 Object Lock:** If the global S3 Object Lock setting is enabled for the grid, S3 clients can create buckets with S3 Object Lock enabled and then use the S3 REST API to specify retain-until-date and legal hold settings for each object version added to that bucket.
 - An object version that is under a legal hold cannot be deleted by any method.
 - Before an object version's retain-until-date is reached, that version cannot be deleted by any method.
 - Objects in buckets with S3 Object Lock enabled are retained by ILM "forever". However, after its retain-until-date is reached, an object version can be deleted by a client request or the expiration of the bucket lifecycle.
- **Client delete request:** An S3 or Swift client can issue a delete object request. When a client deletes an object, all copies of the object are removed from the StorageGRID system.
- **S3 bucket lifecycle:** S3 clients can add a lifecycle configuration to their buckets that specifies an Expiration action. If a bucket lifecycle exists, StorageGRID automatically deletes all copies of an object when the date or number of days specified in the Expiration action are met, unless the client deletes the object first.
- **ILM placement instructions:** Assuming that the bucket does not have S3 Object Lock enabled and that there is no bucket lifecycle, StorageGRID automatically deletes an object when the last time period in the ILM rule ends and there are no further placements specified for the object.



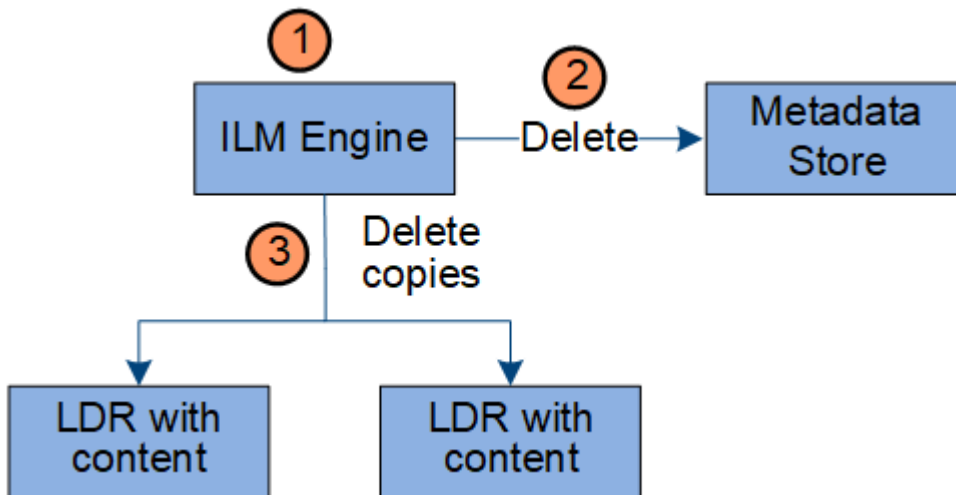
The Expiration action in an S3 bucket lifecycle always overrides ILM settings. As a result, an object might be retained on the grid even after any ILM instructions for placing the object have lapsed.

Data flow for client deletes



1. The LDR service receives a delete request from the client application.
2. The LDR service updates the metadata store so the object looks deleted to client requests, and instructs the ILM engine to remove all copies of object data.
3. The object is removed from the system. The metadata store is updated to remove object metadata.

Data flow for ILM deletes



1. The ILM engine determines that the object needs to be deleted.
2. The ILM engine notifies the metadata store. The metadata store updates object metadata so that the object looks deleted to client requests.
3. The ILM engine removes all copies of the object. The metadata store is updated to remove object metadata.

Copyright information

Copyright © 2025 NetApp, Inc. All Rights Reserved. Printed in the U.S. No part of this document covered by copyright may be reproduced in any form or by any means—graphic, electronic, or mechanical, including photocopying, recording, taping, or storage in an electronic retrieval system—without prior written permission of the copyright owner.

Software derived from copyrighted NetApp material is subject to the following license and disclaimer:

THIS SOFTWARE IS PROVIDED BY NETAPP “AS IS” AND WITHOUT ANY EXPRESS OR IMPLIED WARRANTIES, INCLUDING, BUT NOT LIMITED TO, THE IMPLIED WARRANTIES OF MERCHANTABILITY AND FITNESS FOR A PARTICULAR PURPOSE, WHICH ARE HEREBY DISCLAIMED. IN NO EVENT SHALL NETAPP BE LIABLE FOR ANY DIRECT, INDIRECT, INCIDENTAL, SPECIAL, EXEMPLARY, OR CONSEQUENTIAL DAMAGES (INCLUDING, BUT NOT LIMITED TO, PROCUREMENT OF SUBSTITUTE GOODS OR SERVICES; LOSS OF USE, DATA, OR PROFITS; OR BUSINESS INTERRUPTION) HOWEVER CAUSED AND ON ANY THEORY OF LIABILITY, WHETHER IN CONTRACT, STRICT LIABILITY, OR TORT (INCLUDING NEGLIGENCE OR OTHERWISE) ARISING IN ANY WAY OUT OF THE USE OF THIS SOFTWARE, EVEN IF ADVISED OF THE POSSIBILITY OF SUCH DAMAGE.

NetApp reserves the right to change any products described herein at any time, and without notice. NetApp assumes no responsibility or liability arising from the use of products described herein, except as expressly agreed to in writing by NetApp. The use or purchase of this product does not convey a license under any patent rights, trademark rights, or any other intellectual property rights of NetApp.

The product described in this manual may be protected by one or more U.S. patents, foreign patents, or pending applications.

LIMITED RIGHTS LEGEND: Use, duplication, or disclosure by the government is subject to restrictions as set forth in subparagraph (b)(3) of the Rights in Technical Data -Noncommercial Items at DFARS 252.227-7013 (FEB 2014) and FAR 52.227-19 (DEC 2007).

Data contained herein pertains to a commercial product and/or commercial service (as defined in FAR 2.101) and is proprietary to NetApp, Inc. All NetApp technical data and computer software provided under this Agreement is commercial in nature and developed solely at private expense. The U.S. Government has a non-exclusive, non-transferrable, nonsublicensable, worldwide, limited irrevocable license to use the Data only in connection with and in support of the U.S. Government contract under which the Data was delivered. Except as provided herein, the Data may not be used, disclosed, reproduced, modified, performed, or displayed without the prior written approval of NetApp, Inc. United States Government license rights for the Department of Defense are limited to those rights identified in DFARS clause 252.227-7015(b) (FEB 2014).

Trademark information

NETAPP, the NETAPP logo, and the marks listed at <http://www.netapp.com/TM> are trademarks of NetApp, Inc. Other company and product names may be trademarks of their respective owners.