



How to sign in and sign out

StorageGRID

NetApp
June 10, 2022

Table of Contents

- How to sign in and sign out 1
- Sign in to Tenant Manager 1
- Sign out of Tenant Manager 3

How to sign in and sign out

Sign in to Tenant Manager

You access the Tenant Manager by entering the URL for the tenant into the address bar of a [supported web browser](#).

What you'll need

- You must have your login credentials.
- You must have a URL for accessing the Tenant Manager, as supplied by your grid administrator. The URL will look like one of these examples:

```
https://FQDN_or_Admin_Node_IP/
```

```
https://FQDN_or_Admin_Node_IP:port/
```

```
https://FQDN_or_Admin_Node_IP/?accountId=20-digit-account-id
```

```
https://FQDN_or_Admin_Node_IP:port/?accountId=20-digit-account-id
```

The URL always contains either the fully qualified domain name (FQDN) or the IP address used to access an Admin Node, and could optionally also include a port number, the 20-digit tenant account ID, or both.


- If the URL does not include the tenant's 20-digit account ID, you must have this account ID.
- You must be using a [supported web browser](#).
- Cookies must be enabled in your web browser.
- You must have specific access permissions.

Steps

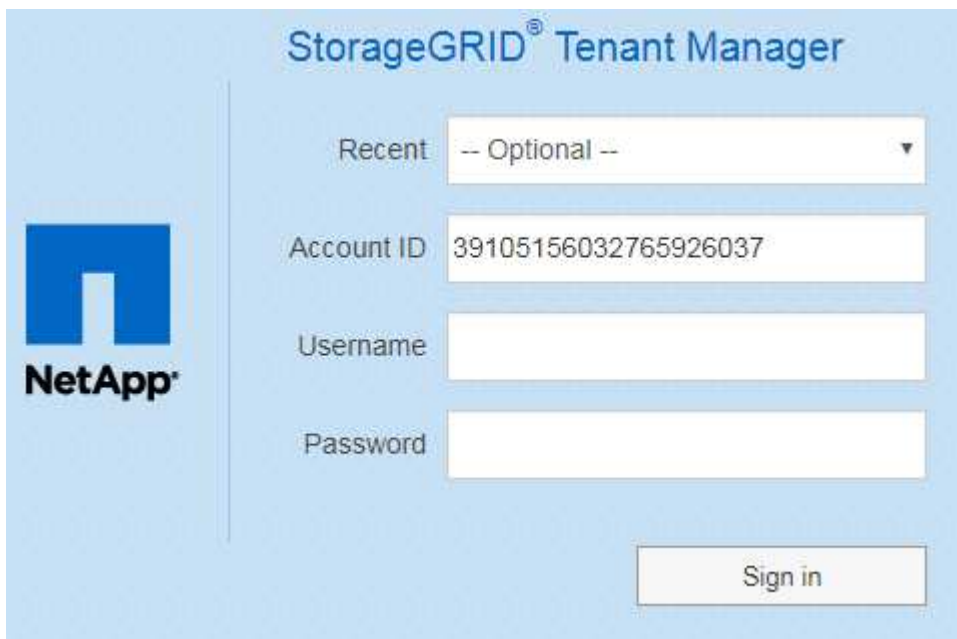
1. Launch a [supported web browser](#).
2. In the browser's address bar, enter the URL for accessing Tenant Manager.
3. If you are prompted with a security alert, install the certificate using the browser's installation wizard.
4. Sign in to the Tenant Manager.

The sign-in screen that you see depends on the URL you entered and whether your organization is using single sign-on (SSO). You will see one of the following screens:

- The Grid Manager sign-in page. Click the **Tenant Login** link in the upper right.



- The Tenant Manager sign-in page. The **Account ID** field might already be completed, as shown below.



StorageGRID® Tenant Manager

Recent -- Optional --

Account ID 39105156032765926037

Username

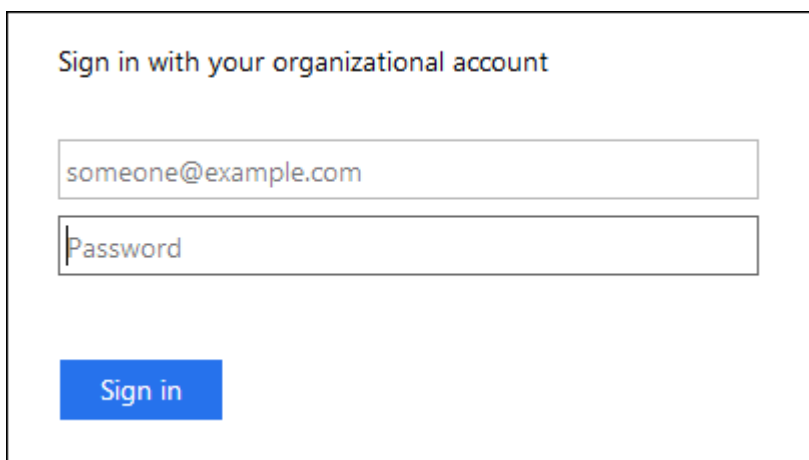
Password

Sign in

- If the tenant's 20-digit account ID is not shown, select the name of the tenant account if it appears in the list of recent accounts, or enter the account ID.
- Enter your username and password.
- Click **Sign in**.

The Tenant Manager Dashboard appears.

- Your organization's SSO page, if SSO is enabled on the grid. For example:



Sign in with your organizational account

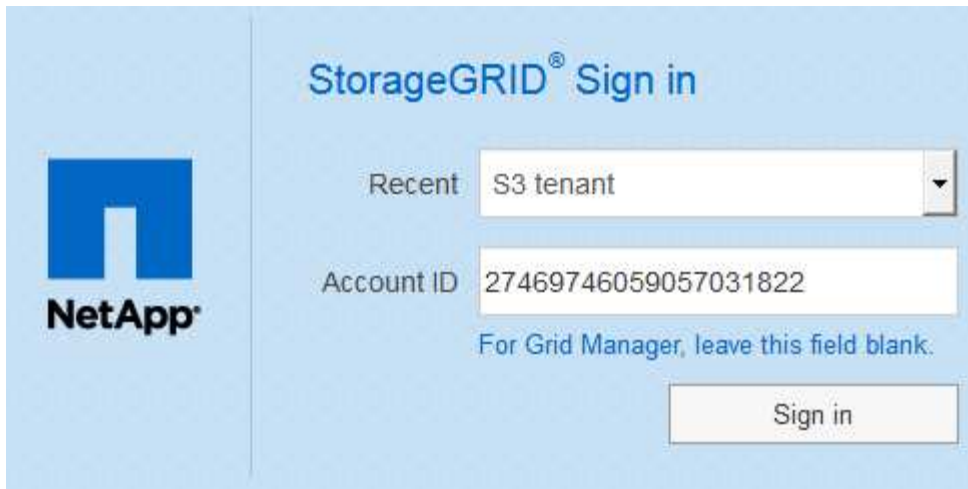
someone@example.com

Password

Sign in

Enter your standard SSO credentials, and click **Sign in**.

- The Tenant Manager SSO sign-in page.



- i. If the tenant's 20-digit account ID is not shown, select the name of the tenant account if it appears in the list of recent accounts, or enter the account ID.
- ii. Click **Sign in**.
- iii. Sign in with your standard SSO credentials on your organization's SSO sign-in page.

The Tenant Manager Dashboard appears.

5. If you received an initial password from someone else, change your password to secure your account. Select **username > Change Password**.



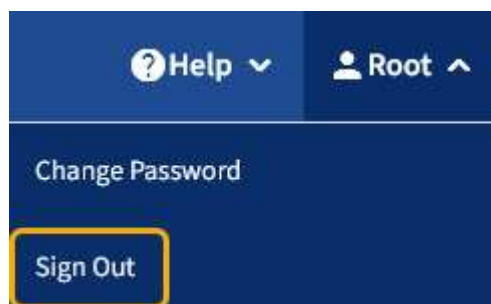
If SSO is enabled for the StorageGRID system, you cannot change your password from the Tenant Manager.

Sign out of Tenant Manager

When you are done working with the Tenant Manager, you must sign out to ensure that unauthorized users cannot access the StorageGRID system. Closing your browser might not sign you out of the system, based on browser cookie settings.

Steps

1. Locate the username drop-down in the top-right corner of the user interface.



2. Select the username and then select **Sign Out**.

- If SSO is not in use:

You are signed out of the Admin Node. The Tenant Manager sign in page is displayed.



If you signed into more than one Admin Node, you must sign out of each node.

- If SSO is enabled:

You are signed out of all Admin Nodes you were accessing. The StorageGRID Sign in page is displayed. The name of the tenant account you just accessed is listed as the default in the **Recent Accounts** drop-down, and the tenant's **Account ID** is shown.



If SSO is enabled and you are also signed in to the Grid Manager, you must also sign out of the Grid Manager to sign out of SSO.

Copyright Information

Copyright © 2022 NetApp, Inc. All rights reserved. Printed in the U.S. No part of this document covered by copyright may be reproduced in any form or by any means-graphic, electronic, or mechanical, including photocopying, recording, taping, or storage in an electronic retrieval system- without prior written permission of the copyright owner.

Software derived from copyrighted NetApp material is subject to the following license and disclaimer:

THIS SOFTWARE IS PROVIDED BY NETAPP "AS IS" AND WITHOUT ANY EXPRESS OR IMPLIED WARRANTIES, INCLUDING, BUT NOT LIMITED TO, THE IMPLIED WARRANTIES OF MERCHANTABILITY AND FITNESS FOR A PARTICULAR PURPOSE, WHICH ARE HEREBY DISCLAIMED. IN NO EVENT SHALL NETAPP BE LIABLE FOR ANY DIRECT, INDIRECT, INCIDENTAL, SPECIAL, EXEMPLARY, OR CONSEQUENTIAL DAMAGES (INCLUDING, BUT NOT LIMITED TO, PROCUREMENT OF SUBSTITUTE GOODS OR SERVICES; LOSS OF USE, DATA, OR PROFITS; OR BUSINESS INTERRUPTION) HOWEVER CAUSED AND ON ANY THEORY OF LIABILITY, WHETHER IN CONTRACT, STRICT LIABILITY, OR TORT (INCLUDING NEGLIGENCE OR OTHERWISE) ARISING IN ANY WAY OUT OF THE USE OF THIS SOFTWARE, EVEN IF ADVISED OF THE POSSIBILITY OF SUCH DAMAGE.

NetApp reserves the right to change any products described herein at any time, and without notice. NetApp assumes no responsibility or liability arising from the use of products described herein, except as expressly agreed to in writing by NetApp. The use or purchase of this product does not convey a license under any patent rights, trademark rights, or any other intellectual property rights of NetApp.

The product described in this manual may be protected by one or more U.S. patents, foreign patents, or pending applications.

RESTRICTED RIGHTS LEGEND: Use, duplication, or disclosure by the government is subject to restrictions as set forth in subparagraph (c)(1)(ii) of the Rights in Technical Data and Computer Software clause at DFARS 252.277-7103 (October 1988) and FAR 52-227-19 (June 1987).

Trademark Information

NETAPP, the NETAPP logo, and the marks listed at <http://www.netapp.com/TM> are trademarks of NetApp, Inc. Other company and product names may be trademarks of their respective owners.