



# **Manage platform services**

StorageGRID software

NetApp

December 03, 2025

# Table of Contents

- Manage platform services ..... 1
  - What are platform services? ..... 1
    - CloudMirror replication ..... 1
    - Notifications ..... 1
    - Search integration service ..... 1
    - Recommendations for using platform services ..... 2
- Network and ports for platform services. .... 2
- Per-site delivery of platform services messages ..... 3
- Troubleshoot platform services ..... 5
  - Issues with new endpoints ..... 5
  - Issues with existing endpoints ..... 6
  - Issues related to proxy servers ..... 7
  - Determine if an error has occurred ..... 7
  - Client operations fail ..... 7
  - Recoverable and unrecoverable endpoint errors ..... 7
  - Platform services messages can't be delivered ..... 7
  - Slower performance for platform service requests ..... 8
  - Platform service requests fail ..... 8
  - Platform services unavailable alert ..... 9
  - Additional troubleshooting guidance for platform services endpoints ..... 10

# Manage platform services

## What are platform services?

Platform services include CloudMirror replication, event notifications, and the search integration service.

If you enable platform services for S3 tenant accounts, you must configure your grid so that tenants can access the external resources necessary to use these services.

### CloudMirror replication

The StorageGRID CloudMirror replication service is used to mirror specific objects from a StorageGRID bucket to a specified external destination.

For example, you might use CloudMirror replication to mirror specific customer records into Amazon S3 and then leverage AWS services to perform analytics on your data.



CloudMirror replication has some important similarities and differences with the cross-grid replication feature. To learn more, see [Compare cross-grid replication and CloudMirror replication](#).



CloudMirror replication is not supported if the source bucket has S3 Object Lock enabled.

### Notifications

Per-bucket event notifications are used to send notifications about specific actions performed on objects to a specified external Kafka cluster or Amazon Simple Notification Service.

For example, you could configure alerts to be sent to administrators about each object added to a bucket, where the objects represent log files associated with a critical system event.



Although event notification can be configured on a bucket with S3 Object Lock enabled, the S3 Object Lock metadata (including Retain Until Date and Legal Hold status) of the objects will not be included in the notification messages.

### Search integration service

The search integration service is used to send S3 object metadata to a specified Elasticsearch index where the metadata can be searched or analyzed using the external service.

For example, you could configure your buckets to send S3 object metadata to a remote Elasticsearch service. You could then use Elasticsearch to perform searches across buckets, and perform sophisticated analyses of patterns present in your object metadata.



Although Elasticsearch integration can be configured on a bucket with S3 Object Lock enabled, the S3 Object Lock metadata (including Retain Until Date and Legal Hold status) of the objects will not be included in the notification messages.

Platform services give tenants the ability to use external storage resources, notification services, and search or

analysis services with their data. Because the target location for platform services is typically external to your StorageGRID deployment, you must decide if you want to permit tenants to use these services. If you do, you must enable the use of platform services when you create or edit tenant accounts. You must also configure your network such that the platform services messages that tenants generate can reach their destinations.

## Recommendations for using platform services

Before using platform services, be aware of the following recommendations:

- If an S3 bucket in the StorageGRID system has both versioning and CloudMirror replication enabled, you should also enable S3 bucket versioning for the destination endpoint. This allows CloudMirror replication to generate similar object versions on the endpoint.
- You should not use more than 100 active tenants with S3 requests requiring CloudMirror replication, notifications, and search integration. Having more than 100 active tenants can result in slower S3 client performance.
- Requests to an endpoint that can't be completed will be queued to a maximum of 500,000 requests. This limit is equally shared among active tenants. New tenants are allowed to temporarily exceed this 500,000 limit so that newly created tenants aren't unfairly penalized.

### Related information

- [Manage platform services](#)
- [Configure Storage proxy settings](#)
- [Monitor StorageGRID](#)

## Network and ports for platform services

If you allow an S3 tenant to use platform services, you must configure networking for the grid to ensure that platform services messages can be delivered to their destinations.

You can enable platform services for an S3 tenant account when you create or update the tenant account. If platform services are enabled, the tenant can create endpoints that serve as a destination for CloudMirror replication, event notifications, or search integration messages from its S3 buckets. These platform services messages are sent from Storage Nodes that run the ADC service to the destination endpoints.

For example, tenants might configure the following types of destination endpoints:

- A locally-hosted Elasticsearch cluster
- A local application that supports receiving Amazon Simple Notification Service messages
- A locally-hosted Kafka cluster
- A locally-hosted S3 bucket on the same or another instance of StorageGRID
- An external endpoint, such as an endpoint on Amazon Web Services.

To ensure that platform services messages can be delivered, you must configure the network or networks containing the ADC Storage Nodes. You must ensure that the following ports can be used to send platform services messages to the destination endpoints.

By default, platform services messages are sent on the following ports:

- **80:** For endpoint URIs that begin with http (most endpoints)

- **443**: For endpoint URIs that begin with https (most endpoints)
- **9092**: For endpoint URIs that begin with http or https (Kafka endpoints only)

Tenants can specify a different port when they create or edit an endpoint.



If a StorageGRID deployment is used as the destination for CloudMirror replication, replication messages might be received on a port other than 80 or 443. Ensure that the port being used for S3 by the destination StorageGRID deployment is specified in the endpoint.

If you use a non-transparent proxy server, you must also [configure storage proxy settings](#) to allow messages to be sent to external endpoints, such as an endpoint on the internet.

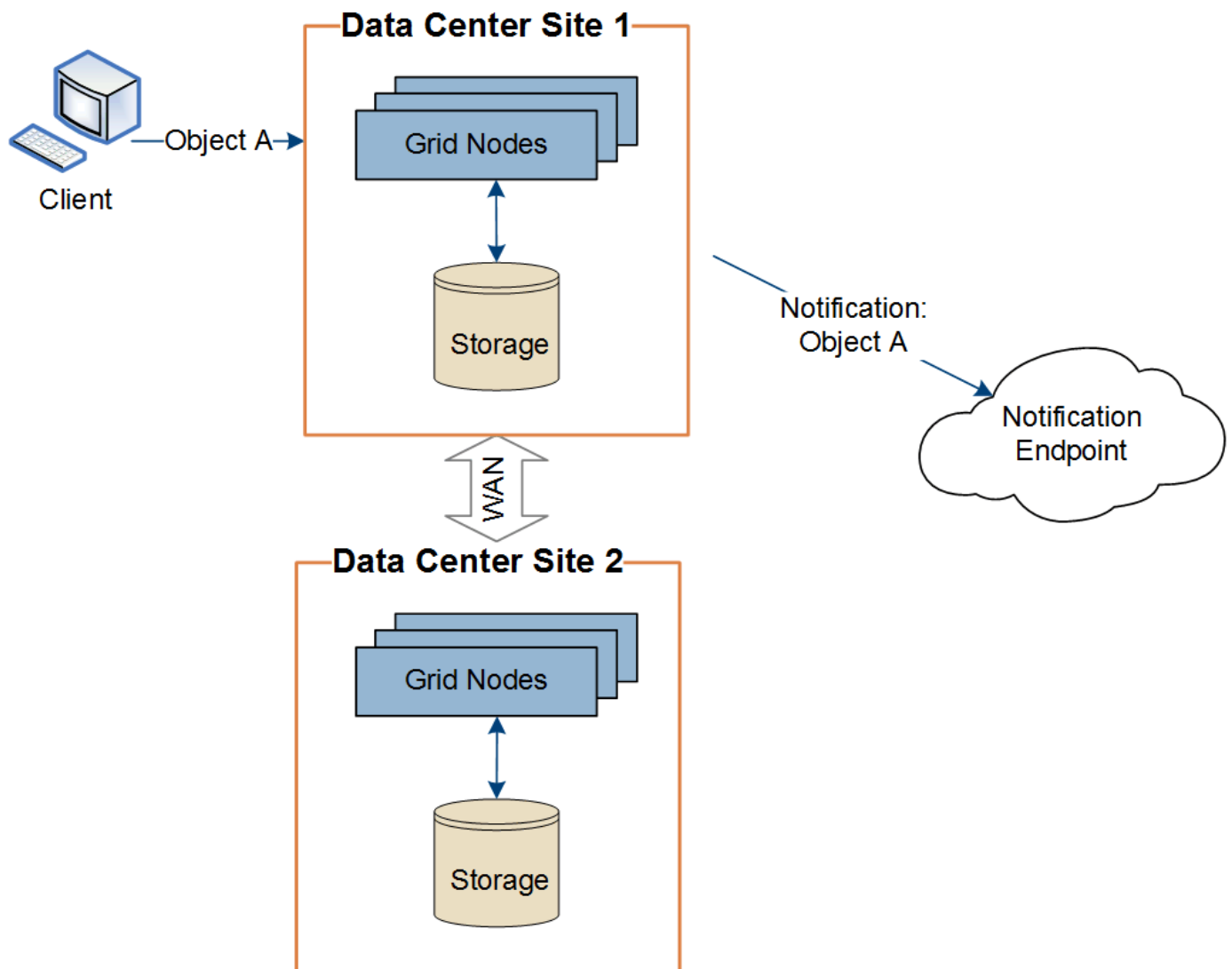
#### **Related information**

[Use a tenant account](#)

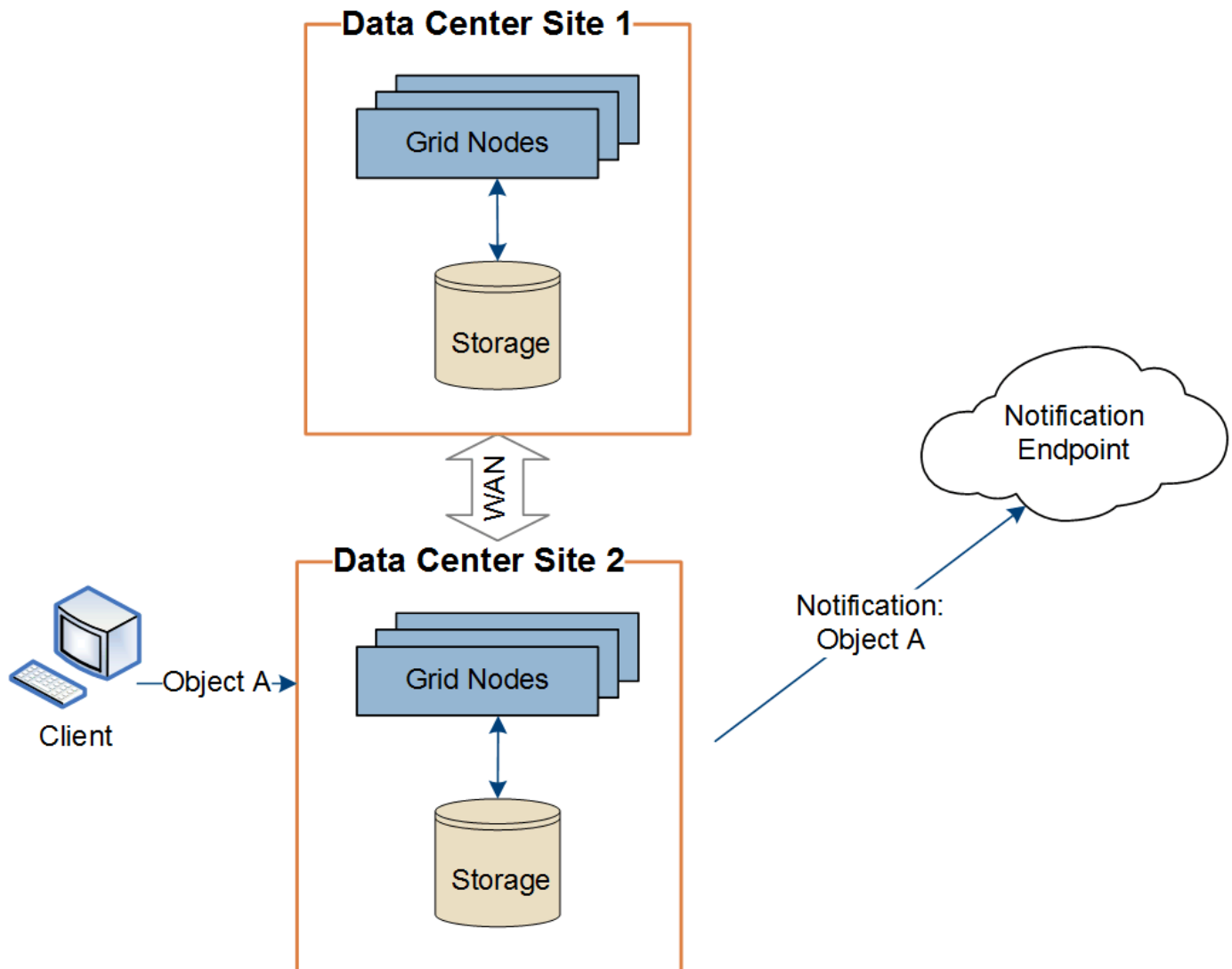
## **Per-site delivery of platform services messages**

All platform services operations are performed on a per-site basis.

That is, if a tenant uses a client to perform an S3 API Create operation on an object by connecting to a Gateway Node at Data Center Site 1, the notification about that action is triggered and sent from Data Center Site 1.



If the client subsequently performs an S3 API Delete operation on that same object from Data Center Site 2, the notification about the delete action is triggered and sent from Data Center Site 2.



Make sure that the networking at each site is configured such that platform services messages can be delivered to their destinations.

## Troubleshoot platform services

The endpoints used in platform services are created and maintained by tenant users in the Tenant Manager; however, if a tenant has issues configuring or using platform services, you might be able to use the Grid Manager to help resolve the issue.

### Issues with new endpoints

Before a tenant can use platform services, they must create one or more endpoints using the Tenant Manager. Each endpoint represents an external destination for one platform service, such as a StorageGRID S3 bucket, an Amazon Web Services bucket, an Amazon Simple Notification Service topic, a Kafka topic, or an Elasticsearch cluster hosted locally or on AWS. Each endpoint includes both the location of the external resource and the credentials needed to access that resource.

When a tenant creates an endpoint, the StorageGRID system validates that the endpoint exists and that it can be reached using the credentials that were specified. The connection to the endpoint is validated from one node at each site.

If endpoint validation fails, an error message explains why endpoint validation failed. The tenant user should resolve the issue, then try creating the endpoint again.



Endpoint creation will fail if platform services aren't enabled for the tenant account.

### Issues with existing endpoints

If an error occurs when StorageGRID tries to reach an existing endpoint, a message is displayed on the dashboard in the Tenant Manager.

One or more endpoints have experienced an error and might not be functioning properly. Go to the [Endpoints](#) page to view the error details. The last error occurred 2 hours ago.

Tenant users can go to the Endpoints page to review the most recent error message for each endpoint and to determine how long ago the error occurred. The **Last error** column displays the most recent error message for each endpoint and indicates how long ago the error occurred. Errors that include the icon occurred within the past 7 days.

## Platform services endpoints

A platform services endpoint stores the information StorageGRID needs to use an external resource as a target for a platform service (CloudMirror replication, notifications, or search integration). You must configure an endpoint for each platform service you plan to use.

One or more endpoints have experienced an error. Select the endpoint for more details about the error. Meanwhile, the platform service request will be retried automatically.

5 endpoints Create endpoint

Delete endpoint

<input type="checkbox"/>	Display name	Last error	Type	URI	URN
<input type="checkbox"/>	my-endpoint-2	2 hours ago	Search	http://10.96.104.30:9200	urn:sgws:es::mydomain/sveloso/_doc
<input type="checkbox"/>	my-endpoint-3	3 days ago	Notifications	http://10.96.104.202:8080/	arn:aws:sns:us-west-2::example1
<input type="checkbox"/>	my-endpoint-5	12 days ago	Notifications	http://10.96.104.202:8080/	arn:aws:sns:us-west-2::example3
<input type="checkbox"/>	my-endpoint-4		Notifications	http://10.96.104.202:8080/	arn:aws:sns:us-west-2::example2
<input type="checkbox"/>	my-endpoint-1		S3 Bucket	http://10.96.104.167:10443	urn:sgws:s3:::bucket1



Some error messages in the **Last error** column might include a logID in parentheses. A grid administrator or technical support can use this ID to locate more detailed information about the error in the bycast.log.



## Issues related to proxy servers

If you have configured a [storage proxy](#) between Storage Nodes and platform service endpoints, errors might occur if your proxy service does not allow messages from StorageGRID. To resolve these issues, check the settings of your proxy server to ensure that platform service-related messages aren't blocked.

## Determine if an error has occurred

If any endpoint errors have occurred within the past 7 days, the dashboard in the Tenant Manager displays an alert message. You can go the Endpoints page to see more details about the error.

## Client operations fail

Some platform services issues might cause client operations on the S3 bucket to fail. For example, S3 client operations will fail if the internal Replicated State Machine (RSM) service stops, or if there are too many platform services messages queued for delivery.

To check the status of services:

1. Select **SUPPORT > Tools > Grid topology**.
2. Select **site > Storage Node > SSM > Services**.

## Recoverable and unrecoverable endpoint errors

After endpoints have been created, platform service request errors can occur for various reasons. Some errors are recoverable with user intervention. For example, recoverable errors might occur for the following reasons:

- The user's credentials have been deleted or have expired.
- The destination bucket does not exist.
- The notification can't be delivered.

If StorageGRID encounters a recoverable error, the platform service request will be retried until it succeeds.

Other errors are unrecoverable. For example, an unrecoverable error occurs if the endpoint is deleted.

If StorageGRID encounters an unrecoverable endpoint error:

- In the Grid Manager, go to **Support > Tools > Metrics > Grafana > Platform Services Overview** to view error details.
- In the Tenant Manager, go to **STORAGE (S3) > Platform Services Endpoints** to view the error details.
- Check the `/var/local/log/bycast-err.log` for related errors. Storage Nodes that have the ADC service contain this log file.

## Platform services messages can't be delivered

If the destination encounters an issue that prevents it from accepting platform services messages, the client operation on the bucket succeeds, but the platform services message is not delivered. For example, this error might happen if credentials are updated on the destination such that StorageGRID can no longer authenticate to the destination service.

Check for related alerts.

## Slower performance for platform service requests

StorageGRID software might throttle incoming S3 requests for a bucket if the rate at which the requests are being sent exceeds the rate at which the destination endpoint can receive the requests. Throttling only occurs when there is a backlog of requests waiting to be sent to the destination endpoint.

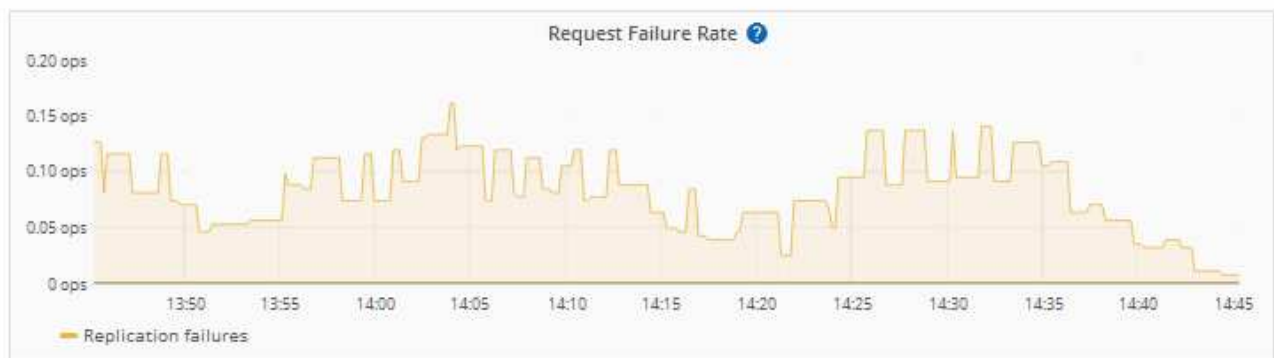
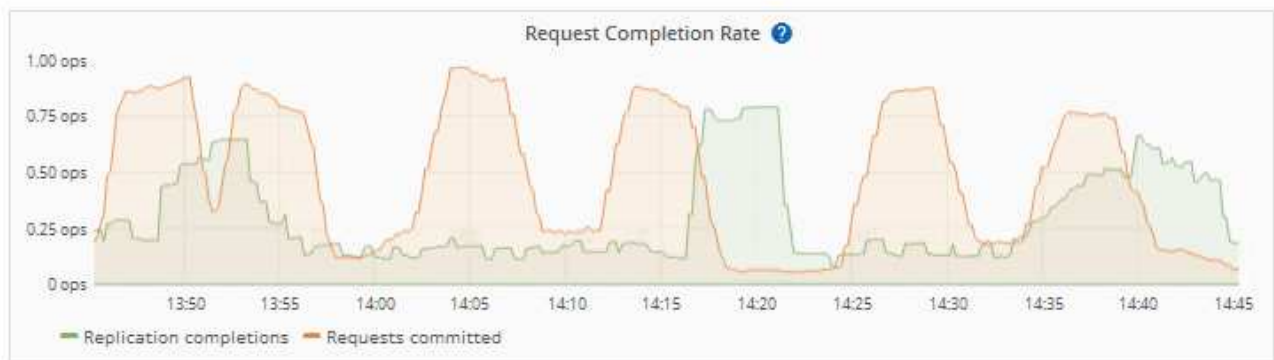
The only visible effect is that the incoming S3 requests will take longer to execute. If you start to detect significantly slower performance, you should reduce the ingest rate or use an endpoint with higher capacity. If the backlog of requests continues to grow, client S3 operations (such as PUT requests) will eventually fail.

CloudMirror requests are more likely to be affected by the performance of the destination endpoint because these requests typically involve more data transfer than search integration or event notification requests.

## Platform service requests fail

To view the request failure rate for platform services:

1. Select **NODES**.
2. Select **site > Platform Services**.
3. View the Request error rate chart.

[Network](#)[Storage](#)[Objects](#)[ILM](#)[Platform services](#)[Load balancer](#)[1 hour](#)[1 day](#)[1 week](#)[1 month](#)[Custom](#)

## Platform services unavailable alert

The **Platform services unavailable** alert indicates that no platform service operations can be performed at a site because too few Storage Nodes with the RSM service are running or available.

The RSM service ensures platform service requests are sent to their respective endpoints.

To resolve this alert, determine which Storage Nodes at the site include the RSM service. (The RSM service is present on Storage Nodes that also include the ADC service.) Then, ensure that a simple majority of those Storage Nodes are running and available.



If more than one Storage Node that contains the RSM service fails at a site, you lose any pending platform service requests for that site.

## **Additional troubleshooting guidance for platform services endpoints**

For additional information see [Use a tenant account > Troubleshoot platform services endpoints](#).

### **Related information**

[Troubleshoot StorageGRID system](#)

## Copyright information

Copyright © 2025 NetApp, Inc. All Rights Reserved. Printed in the U.S. No part of this document covered by copyright may be reproduced in any form or by any means—graphic, electronic, or mechanical, including photocopying, recording, taping, or storage in an electronic retrieval system—without prior written permission of the copyright owner.

Software derived from copyrighted NetApp material is subject to the following license and disclaimer:

THIS SOFTWARE IS PROVIDED BY NETAPP “AS IS” AND WITHOUT ANY EXPRESS OR IMPLIED WARRANTIES, INCLUDING, BUT NOT LIMITED TO, THE IMPLIED WARRANTIES OF MERCHANTABILITY AND FITNESS FOR A PARTICULAR PURPOSE, WHICH ARE HEREBY DISCLAIMED. IN NO EVENT SHALL NETAPP BE LIABLE FOR ANY DIRECT, INDIRECT, INCIDENTAL, SPECIAL, EXEMPLARY, OR CONSEQUENTIAL DAMAGES (INCLUDING, BUT NOT LIMITED TO, PROCUREMENT OF SUBSTITUTE GOODS OR SERVICES; LOSS OF USE, DATA, OR PROFITS; OR BUSINESS INTERRUPTION) HOWEVER CAUSED AND ON ANY THEORY OF LIABILITY, WHETHER IN CONTRACT, STRICT LIABILITY, OR TORT (INCLUDING NEGLIGENCE OR OTHERWISE) ARISING IN ANY WAY OUT OF THE USE OF THIS SOFTWARE, EVEN IF ADVISED OF THE POSSIBILITY OF SUCH DAMAGE.

NetApp reserves the right to change any products described herein at any time, and without notice. NetApp assumes no responsibility or liability arising from the use of products described herein, except as expressly agreed to in writing by NetApp. The use or purchase of this product does not convey a license under any patent rights, trademark rights, or any other intellectual property rights of NetApp.

The product described in this manual may be protected by one or more U.S. patents, foreign patents, or pending applications.

LIMITED RIGHTS LEGEND: Use, duplication, or disclosure by the government is subject to restrictions as set forth in subparagraph (b)(3) of the Rights in Technical Data -Noncommercial Items at DFARS 252.227-7013 (FEB 2014) and FAR 52.227-19 (DEC 2007).

Data contained herein pertains to a commercial product and/or commercial service (as defined in FAR 2.101) and is proprietary to NetApp, Inc. All NetApp technical data and computer software provided under this Agreement is commercial in nature and developed solely at private expense. The U.S. Government has a non-exclusive, non-transferrable, nonsublicensable, worldwide, limited irrevocable license to use the Data only in connection with and in support of the U.S. Government contract under which the Data was delivered. Except as provided herein, the Data may not be used, disclosed, reproduced, modified, performed, or displayed without the prior written approval of NetApp, Inc. United States Government license rights for the Department of Defense are limited to those rights identified in DFARS clause 252.227-7015(b) (FEB 2014).

## Trademark information

NETAPP, the NETAPP logo, and the marks listed at <http://www.netapp.com/TM> are trademarks of NetApp, Inc. Other company and product names may be trademarks of their respective owners.