



## **Release notes**

### **Cloud Volumes ONTAP**

NetApp  
June 27, 2024

# Table of Contents

- Release notes ..... 1
- What's new ..... 1
- Known limitations ..... 27
- Cloud Volumes ONTAP Release Notes ..... 28

# Release notes

## What's new

Learn what's new with Cloud Volumes ONTAP management in BlueXP.

The enhancements described on this page are specific to BlueXP features that enable management of Cloud Volumes ONTAP. To learn what's new with the Cloud Volumes ONTAP software itself, [go to the Cloud Volumes ONTAP Release Notes](#)

### 10 September 2023

The following changes were introduced with the 3.9.33 release of the Connector.

#### Support for Lsv3-series VMs in Azure

The L48s\_v3 and L64s\_v3 instance types are now supported with Cloud Volumes ONTAP in Azure for single node and high-availability pair deployments with shared managed disks in single and multiple availability zones, starting with the 9.13.1 release. These instance types support Flash Cache.

[View supported configurations for Cloud Volumes ONTAP in Azure](#)  
[View storage limits for Cloud Volumes ONTAP in Azure](#)

### 30 July 2023

The following changes were introduced with the 3.9.32 release of the Connector.

#### Flash Cache and high write speed support in Google Cloud

Flash Cache and high write speed can be enabled separately in Google Cloud for Cloud Volumes ONTAP 9.13.1 and later. High write speed is available on all supported instance types. Flash Cache is supported on the following instance types:

- n2-standard-16
- n2-standard-32
- n2-standard-48
- n2-standard-64

You can use these features separately or together on both single node and high-availability pair deployments.

[Launch Cloud Volumes ONTAP in Google Cloud](#)

#### Usage reports enhancements

Various improvements to the displayed information within the usage reports are now available. The following are enhancements to the usage reports:

- The TiB unit is now included in the name of columns.
- A new "node(s)" field for serial numbers is now included.
- A new "Workload Type" column is now included under the Storage VMs usage report.

- Working environment names now included in Storage VMs and Volume usage reports.
- Volume type “file” is now labeled “Primary (Read/Write)”.
- Volume type “secondary” is now labeled “Secondary (DP)”.

For more information on usage reports, see [Download usage reports](#).

## 26 July 2023

The following changes were introduced with the 3.9.31 release of the Connector.

### Cloud Volumes ONTAP 9.13.1 GA

BlueXP can now deploy and manage the Cloud Volumes ONTAP 9.13.1 General Availability release in AWS, Azure, and Google Cloud.

[Learn about the new features included in this release of Cloud Volumes ONTAP.](#)

## 2 July 2023

The following changes were introduced with the 3.9.31 release of the Connector.

### Support for HA multiple availability zone deployments in Azure

The Japan East and Korea Central in Azure now supports HA multiple availability zone deployments for Cloud Volumes ONTAP 9.12.1 GA and later.

For a list of all regions that support multiple availability zones, see the [Global Regions Map under Azure](#).

### Autonomous Ransomware Protection support

Autonomous Ransomware Protection (ARP) is now supported on Cloud Volumes ONTAP. ARP support is available on Cloud Volumes ONTAP version 9.12.1 and higher.

To learn more about ARP with Cloud Volumes ONTAP, see [Autonomous Ransomware Protection](#).

## 26 June 2023

The following change was introduced with the 3.9.30 release of the Connector.

### Cloud Volumes ONTAP 9.13.1 RC1

BlueXP can now deploy and manage Cloud Volumes ONTAP 9.13.1 in AWS, Azure, and Google Cloud.

[Learn about the new features included in this release of Cloud Volumes ONTAP.](#)

## 4 June 2023

The following change was introduced with the 3.9.30 release of the Connector.

### Cloud Volumes ONTAP upgrade version selector update

Through the Upgrade Cloud Volumes ONTAP page, you can now choose to upgrade to the latest available version of Cloud Volumes ONTAP or an older version.

To learn more about upgrading Cloud Volumes ONTAP through BlueXP, see [Upgrade Cloud Volumes ONTAP](#).

## 7 May 2023

The following changes were introduced with the 3.9.29 release of the Connector.

### **Qatar region now supported in Google Cloud**

The Qatar region is now supported in Google Cloud for Cloud Volumes ONTAP and the Connector for Cloud Volumes ONTAP 9.12.1 GA and later.

### **Sweden Central region now supported in Azure**

The Sweden Central region is now supported in Azure for Cloud Volumes ONTAP and the Connector for Cloud Volumes ONTAP 9.12.1 GA and later.

### **Support for HA multiple availability zone deployments in Azure Australia East**

The Australia East region in Azure now supports HA multiple availability zone deployments for Cloud Volumes ONTAP 9.12.1 GA and later.

### **Charging usage breakdown**

Now you can find out what you're being charged for when you're subscribed to capacity-based licenses. The following types of usage reports are available for download from the digital wallet in BlueXP. The usage reports provide capacity details of your subscriptions and tell you how you're being charged for the resources in your Cloud Volumes ONTAP subscriptions. The downloadable reports can be easily shared with others.

- Cloud Volumes ONTAP package usage
- High-level usage
- Storage VMs usage
- Volumes usage

For more information, see [Manage capacity-based licenses](#).

### **Notification now displays when accessing BlueXP without a marketplace subscription**

A notification now displays whenever you access Cloud Volumes ONTAP in BlueXP without a marketplace subscription. The notification states "a marketplace subscription for this working environment is required to be compliant with Cloud Volumes ONTAP terms and conditions."

## 4 April 2023

Starting with Cloud Volumes ONTAP 9.12.1 GA, China regions are now supported in AWS as follows.

- Single node systems are supported.
- Licenses purchased directly from NetApp are supported.

For regional availability, see [Global Regions Maps for Cloud Volumes ONTAP](#).

## 3 April 2023

The following changes were introduced with the 3.9.28 release of the Connector.

### Turin region now supported in Google Cloud

The Turin region is now supported in Google Cloud for Cloud Volumes ONTAP and the Connector for Cloud Volumes ONTAP 9.12.1 GA and later.

### BlueXP digital wallet enhancement

The BlueXP digital wallet now shows the licensed capacity that you purchased with marketplace private offers.

[Learn how to view the consumed capacity in your account.](#)

### Support for comments during volume creation

This release enables you to make comments when creating an Cloud Volumes ONTAP FlexGroup volume or FlexVol volume when using the API.

### BlueXP user interface redesign for Cloud Volumes ONTAP Overview, Volumes, and Aggregates pages

BlueXP now has a redesigned user interface for Cloud Volumes ONTAP Overview, Volumes, and Aggregates pages. The tile-based design presents more comprehensive information in each tile for a better user experience.




The screenshot displays the NetApp BlueXP interface for Cloud Volumes ONTAP. The top navigation bar includes the NetApp logo, a search bar, and dropdown menus for Account, Workspace, and Connector. The main dashboard is organized into several key performance indicator (KPI) tiles and a detailed information sidebar. The Storage Efficiency tile shows a 1.00:1 ratio. The Capacity Distribution tile provides a breakdown of storage usage: 500 GiB Provisioned, 0.01 GiB Used Capacity, and 499.99 GiB Available. Below this, there are four action-oriented tiles: Volumes (1), Aggregates (2), Replications (0), and Backups (0). The right-hand sidebar, titled 'Information' and 'Features', lists system details such as the version (9.13.0), charging method (Freemium), license in use (Freemium), marketplace subscription (By Capacity By Node 3), region, VPC, cluster management IP, serial number, and encryption status (Enabled). A 'View Additional Information' button is positioned at the bottom of the sidebar.

### FlexGroup Volumes viewable through Cloud Volumes ONTAP

FlexGroup volumes created through CLI or System Manager directly are now viewable through the redesigned Volumes tile in BlueXP. Identical to the information provided for FlexVol volumes, BlueXP provides detailed information for created FlexGroup volumes through a dedicated Volumes tile.



Currently, you can only view existing FlexGroup volumes under BlueXP. The ability to create FlexGroup volumes in BlueXP is not available but planned for a future release.

FlexGroup Volume		Volume		ONLINE	Manage Volume
<b>INFO</b>		<b>CAPACITY</b>			
Disk Type	GP3	Provisioned	150 TiB		
Storage VM	svm_name	EBS Used	40.2 TiB		
Tiering Policy	Snapshot only	S3 Used	26.3 TiB		
Tags	3				
Protection	  				

[Learn more about viewing created FlexGroup volumes.](#)

## 13 March 2023

### China region support

Starting with Cloud Volumes ONTAP 9.12.1 GA, China region support is now supported in Azure as follows.

- Cloud Volumes ONTAP is supported in China North 3.
- Single node systems are supported.
- Licenses purchased directly from NetApp are supported.

For regional availability, see [Global Regions Maps for Cloud Volumes ONTAP](#).

## 5 March 2023

The following changes were introduced with the 3.9.27 release of the Connector.

### Cloud Volumes ONTAP 9.13.0

BlueXP can now deploy and manage Cloud Volumes ONTAP 9.13.0 in AWS, Azure, and Google Cloud.

[Learn about the new features included in this release of Cloud Volumes ONTAP.](#)

### 16 TiB and 32 Tib support in Azure

Cloud Volumes ONTAP now supports 16 TiB and 32 TiB disk sizes for high availability deployments running on

managed disks in Azure.

Learn more about [supported disk sizes in Azure](#).

### **MTEKM license**

The Multi-tenant Encryption Key Management (MTEKM) license is now included with new and existing Cloud Volumes ONTAP systems running version 9.12.1 GA or later.

Multi-tenant external key management enables individual storage VMs (SVMs) to maintain their own keys through a KMIP server when using NetApp Volume Encryption.

[Learn how to encrypt volumes with NetApp encryption solutions.](#)

### **Support for environments without internet**

Cloud Volumes ONTAP is now supported in any cloud environment that has complete isolation from the internet. Only node-based licensing (BYOL) is supported in these environments. Capacity-based licensing is not supported. To get started, manually install the Connector software, log in to the BlueXP console that's running on the Connector, add your BYOL license to the BlueXP digital wallet, and then deploy Cloud Volumes ONTAP.

- [Install the Connector in a location without internet access](#)
- [Access the BlueXP console on the Connector](#)
- [Add an unassigned license](#)

### **Flash Cache and high write speed in Google Cloud**

Support for Flash Cache, high write speed, and a high maximum transmission unit (MTU) of 8,896 bytes is now available for select instances with the Cloud Volumes ONTAP 9.13.0 release.

Learn more about [supported configurations by license for Google Cloud](#).

## **5 February 2023**

The following changes were introduced with the 3.9.26 release of the Connector.

### **Placement group creation in AWS**

A new configuration setting is now available for placement group creation with AWS HA single availability zone (AZ) deployments. Now you can choose to bypass failed placement group creations and allow AWS HA single AZ deployments to complete successfully.

For detailed information on how to configure the placement group creation setting, see [Configure placement group creation for AWS HA Single AZ](#).

### **Private DNS zone configuration update**

A new configuration setting is now available so that you can avoid creating a link between a private DNS zone and a virtual network when using Azure Private Links. Creation is enabled by default.

[Provide BlueXP with details about your Azure Private DNS](#)



## **WORM storage and data tiering**

You can now enable both data tiering and WORM storage together when you create a Cloud Volumes ONTAP 9.8 system or later. Enabling data tiering with WORM storage allows you to tier the data to an object store in the cloud.

[Learn about WORM storage.](#)

## **1 January 2023**

The following changes were introduced with the 3.9.25 release of the Connector.

### **Licensing packages available in Google Cloud**

Optimized and Edge Cache capacity-based licensing packages are available for Cloud Volumes ONTAP in the Google Cloud Marketplace as a pay-as-you-go offering or as an annual contract.

See [Cloud Volumes ONTAP licensing](#).

### **Default configuration for Cloud Volumes ONTAP**

The Multi-tenant Encryption Key Management (MTEKM) license is no longer included in new Cloud Volumes ONTAP deployments.

For more information on the ONTAP feature licenses automatically installed with Cloud Volumes ONTAP, see [Default Configuration for Cloud Volumes ONTAP](#).

## **15 December 2022**

### **Cloud Volumes ONTAP 9.12.0**

BlueXP can now deploy and manage Cloud Volumes ONTAP 9.12.0 in AWS and Google Cloud.

[Learn about the new features included in this release of Cloud Volumes ONTAP.](#)

## **8 December 2022**

### **Cloud Volumes ONTAP 9.12.1**

BlueXP can now deploy and manage Cloud Volumes ONTAP 9.12.1, which includes support for new features and additional cloud provider regions.

[Learn about the new features included in this release of Cloud Volumes ONTAP](#)

## **4 December 2022**

The following changes were introduced with the 3.9.24 release of the Connector.

### **WORM + Cloud Backup now available during Cloud Volumes ONTAP creation**

The ability to activate both write once, read many (WORM) and Cloud Backup features is now available during the Cloud Volumes ONTAP creation process.

## Israel region now supported in Google Cloud

The Israel region is now supported in Google Cloud for Cloud Volumes ONTAP and the Connector for Cloud Volumes ONTAP 9.11.1 P3 and later.

## 15 November 2022

The following changes were introduced with the 3.9.23 release of the Connector.

### ONTAP S3 license in Google Cloud

An ONTAP S3 license is now included on new and existing Cloud Volumes ONTAP systems running version 9.12.1 or later in Google Cloud Platform.

[Learn how to configure and manage S3 object storage services in ONTAP](#)

## 6 November 2022

The following changes were introduced with the 3.9.23 release of the Connector.

### Moving resource groups in Azure

You can now move a working environment from one resource group to a different resource group in Azure within the same Azure subscription.

For more information, see [Moving resource groups](#).

### NDMP-copy certification

NDMP-copy is now certified for use with Cloud Volume ONTAP.

For information on how to configure and use NDMP, see [NDMP configuration overview](#).

### Managed disk encryption support for Azure

A new Azure permission has been added that now allows you to encrypt all managed disks upon creation.

For more information on this new functionality, see [Set up Cloud Volumes ONTAP to use a customer-managed key in Azure](#).

## 18 September 2022

The following changes were introduced with the 3.9.22 release of the Connector.

### Digital Wallet enhancements

- The Digital Wallet now shows a summary of the Optimized I/O licensing package and the provisioned WORM capacity for Cloud Volumes ONTAP systems across your account.

These details can help you better understand how you're being charged and whether you need to purchase additional capacity.

[Learn how to view the consumed capacity in your account.](#)

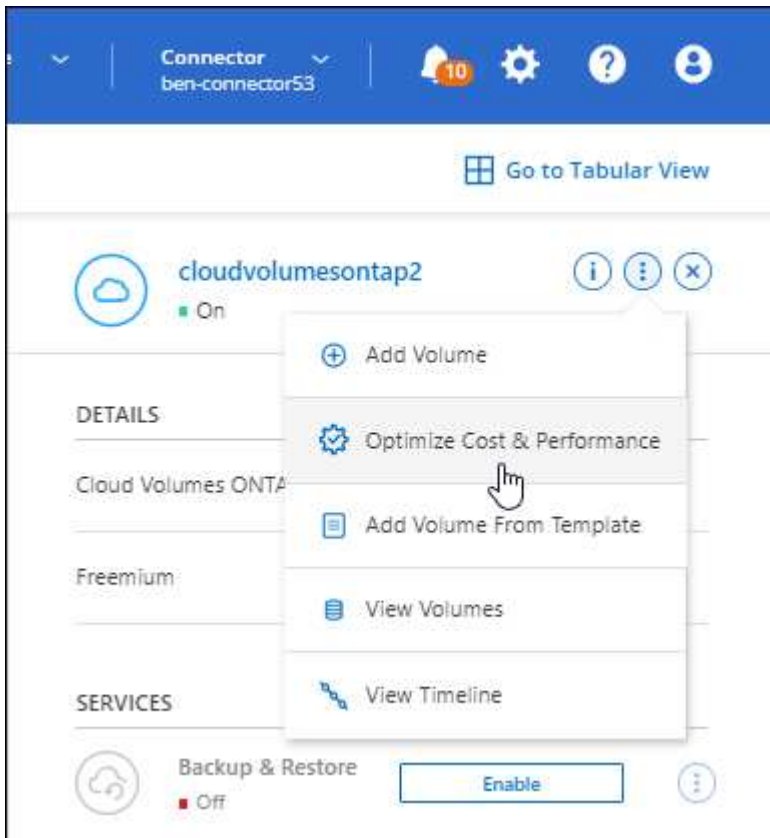
- You can now change from one charging method to the Optimized charging method.

[Learn how to change charging methods.](#)

## Optimize cost and performance

You can now optimize the cost and performance of a Cloud Volumes ONTAP system directly from the Canvas.

After you select a working environment, you can choose the **Optimize Cost & Performance** option to change the instance type for Cloud Volumes ONTAP. Choosing a smaller-sized instance can help you reduce costs, while changing to a larger-sized instance can help you optimize performance.



## AutoSupport notifications

BlueXP will now generate a notification if a Cloud Volumes ONTAP system is unable to send AutoSupport messages. The notification includes a link to instructions that you can use to troubleshoot networking issues.

## 31 July 2022

The following changes were introduced with the 3.9.21 release of the Connector.

## MTEKM license

The Multi-tenant Encryption Key Management (MTEKM) license is now included with new and existing Cloud Volumes ONTAP systems running version 9.11.1 or later.

Multi-tenant external key management enables individual storage VMs (SVMs) to maintain their own keys through a KMIP server when using NetApp Volume Encryption.

[Learn how to encrypt volumes with NetApp encryption solutions.](#)

## Proxy server

BlueXP now automatically configures your Cloud Volumes ONTAP systems to use the Connector as a proxy server, if an outbound internet connection isn't available to send AutoSupport messages.

AutoSupport proactively monitors the health of your system and sends messages to NetApp technical support.

The only requirement is to ensure that the Connector's security group allows *inbound* connections over port 3128. You'll need to open this port after you deploy the Connector.

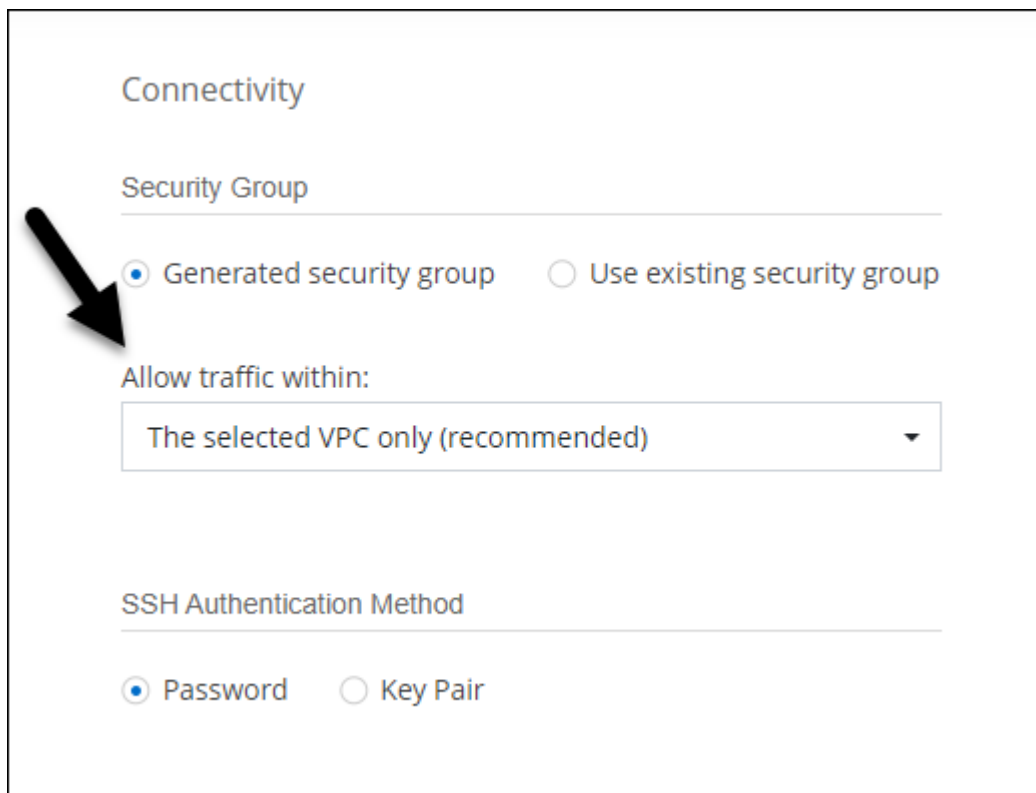
## Change charging method

You can now change the charging method for a Cloud Volumes ONTAP system that uses capacity-based licensing. For example, if you deployed a Cloud Volumes ONTAP system with the Essentials package, you can change it to the Professional package if your business needs changed. This feature is available from the Digital Wallet.

[Learn how to change charging methods.](#)

## Security group enhancement

When you create a Cloud Volumes ONTAP working environment, the user interface now enables you to choose whether you want the predefined security group to allow traffic within the selected network only (recommended) or all networks.



The screenshot shows a configuration panel titled "Connectivity". Under the "Security Group" section, there are two radio button options: "Generated security group" (which is selected) and "Use existing security group". Below these options is a dropdown menu labeled "Allow traffic within:" with the selected option being "The selected VPC only (recommended)". Further down, under the "SSH Authentication Method" section, there are two radio button options: "Password" (selected) and "Key Pair". A black arrow points to the "Generated security group" radio button.

**18 July 2022**

## New licensing packages in Azure

Two new capacity-based licensing packages are available for Cloud Volumes ONTAP in Azure when you pay through an Azure Marketplace subscription:

- **Optimized:** Pay for provisioned capacity and I/O operations separately
- **Edge Cache:** Licensing for [Cloud Volumes Edge Cache](#)

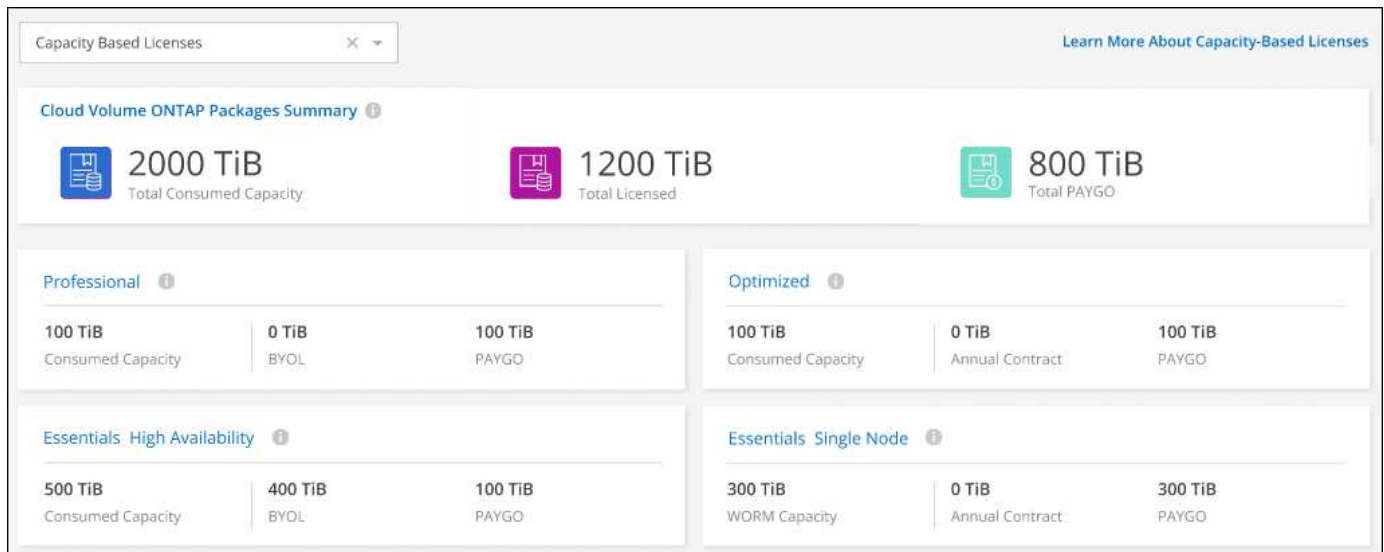
[Learn more about these licensing packages.](#)

## 3 July 2022

The following changes were introduced with the 3.9.20 release of the Connector.

### Digital Wallet

The Digital Wallet now shows you the total consumed capacity in your account and the consumed capacity by licensing package. This can help you understand how you're being charged and whether you need to purchase additional capacity.



### Elastic Volumes enhancement

BlueXP now supports the Amazon EBS Elastic Volumes feature when creating a Cloud Volumes ONTAP working environment from the user interface. The Elastic Volumes feature is enabled by default when using gp3 or io1 disks. You can choose the initial capacity based on your storage needs and revise it after Cloud Volumes ONTAP is deployed.

[Learn more about support for Elastic Volumes in AWS.](#)

### ONTAP S3 license in AWS

An ONTAP S3 license is now included on new and existing Cloud Volumes ONTAP systems running version 9.11.0 or later in AWS.

[Learn how to configure and manage S3 object storage services in ONTAP](#)

## New Azure Cloud region support

Starting with the 9.10.1 release, Cloud Volumes ONTAP is now supported in the Azure West US 3 region.

[View the full list of supported regions for Cloud Volumes ONTAP](#)

## ONTAP S3 license in Azure

An ONTAP S3 license is now included on new and existing Cloud Volumes ONTAP systems running version 9.9.1 or later in Azure.

[Learn how to configure and manage S3 object storage services in ONTAP](#)

## 7 June 2022

The following changes were introduced with the 3.9.19 release of the Connector.

### Cloud Volumes ONTAP 9.11.1

BlueXP can now deploy and manage Cloud Volumes ONTAP 9.11.1, which includes support for new features and additional cloud provider regions.

[Learn about the new features included in this release of Cloud Volumes ONTAP](#)

### New Advanced View

If you need to perform advanced management of Cloud Volumes ONTAP, you can do so using ONTAP System Manager, which is a management interface that's provided with an ONTAP system. We have included the System Manager interface directly inside BlueXP so that you don't need to leave BlueXP for advanced management.

This Advanced View is available as a Preview with Cloud Volumes ONTAP 9.10.0 and later. We plan to refine this experience and add enhancements in upcoming releases. Please send us feedback by using the in-product chat.

[Learn more about the Advanced View.](#)

### Support for Amazon EBS Elastic Volumes

Support for the Amazon EBS Elastic Volumes feature with a Cloud Volumes ONTAP aggregate provides better performance and additional capacity, while enabling BlueXP to automatically increase the underlying disk capacity as needed.

Support for Elastic Volumes is available starting with *new* Cloud Volumes ONTAP 9.11.0 systems and with gp3 and io1 EBS disk types.

[Learn more about support for Elastic Volumes.](#)

Note that support for Elastic Volumes requires new AWS permissions for the Connector:

```
"ec2:DescribeVolumesModifications",  
"ec2:ModifyVolume"
```

Be sure to provide these permissions to each set of AWS credentials that you've added to BlueXP. [View the latest Connector policy for AWS.](#)

### Support for deploying HA pairs in shared AWS subnets

Cloud Volumes ONTAP 9.11.1 includes support for AWS VPC sharing. This release of the Connector enables you to deploy an HA pair in an AWS shared subnet when using the API.

[Learn how to deploy an HA pair in a shared subnet.](#)

### Limited network access when using service endpoints

BlueXP now limits network access when using a VNet service endpoint for connections between Cloud Volumes ONTAP and storage accounts. BlueXP uses a service endpoint if you disable Azure Private Link connections.

[Learn more about Azure Private Link connections with Cloud Volumes ONTAP.](#)

### Support for creating storage VMs in Google Cloud

Multiple storage VMs are now supported with Cloud Volumes ONTAP in Google Cloud, starting with the 9.11.1 release. Starting with this release of the Connector, BlueXP enables you to create storage VMs on Cloud Volumes ONTAP HA pairs in Google Cloud by using the API.

Support for creating storage VMs requires new Google Cloud permissions for the Connector:

- `compute.instanceGroups.get`
- `compute.addresses.get`

Note that you must use the ONTAP CLI or System Manager to create a storage VM on a single node system.

- [Learn more about storage VM limits in Google Cloud](#)
- [Learn how to create data-serving storage VMs for Cloud Volumes ONTAP in Google Cloud](#)

## 2 May 2022

The following changes were introduced with the 3.9.18 release of the Connector.

### Cloud Volumes ONTAP 9.11.0

BlueXP can now deploy and manage Cloud Volumes ONTAP 9.11.0.

[Learn about the new features included in this release of Cloud Volumes ONTAP.](#)

### Enhancement to mediator upgrades

When BlueXP upgrades the mediator for an HA pair, it now validates that a new mediator image is available before it deletes the boot disk. This change ensures that the mediator can continue to operate successfully if the upgrade process is unsuccessful.

## K8s tab has been removed

The K8s tab was deprecated in a previous and has now been removed. If you want to use Kubernetes with Cloud Volumes ONTAP, you can add managed-Kubernetes clusters to the Canvas as a working environment for advanced data management.

[Learn about Kubernetes data management in BlueXP](#)

## Annual contract in Azure

The Essentials and Professional packages are now available in Azure through an annual contract. You can contact your NetApp sales representative to purchase an annual contract. The contract is available as a private offer in the Azure Marketplace.

After NetApp shares the private offer with you, you can select the annual plan when you subscribe from the Azure Marketplace during working environment creation.

[Learn more about licensing.](#)

## S3 Glacier Instant Retrieval

You can now store tiered data in the Amazon S3 Glacier Instant Retrieval storage class.

[Learn how to change the storage class for tiered data.](#)

## New AWS permissions required for the Connector

The following permissions are now required to create an AWS spread placement group when deploying an HA pair in a single Availability Zone (AZ):

```
"ec2:DescribePlacementGroups",  
"iam:GetRolePolicy",
```

These permissions are now required to optimize how BlueXP creates the placement group.

Be sure to provide these permissions to each set of AWS credentials that you've added to BlueXP. [View the latest Connector policy for AWS.](#)

## New Google Cloud region support

Cloud Volumes ONTAP is now supported in the following Google Cloud regions starting with the 9.10.1 release:

- Delhi (asia-south2)
- Melbourne (australia-southeast2)
- Milan (europe-west8) - single node only
- Santiago (southamerica-west1) - single node only

[View the full list of supported regions for Cloud Volumes ONTAP](#)



## Support for n2-standard-16 in Google Cloud

The n2-standard-16 machine type is now supported with Cloud Volumes ONTAP in Google Cloud, starting with the 9.10.1 release.

[View supported configurations for Cloud Volumes ONTAP in Google Cloud](#)

## Enhancements to Google Cloud firewall policies

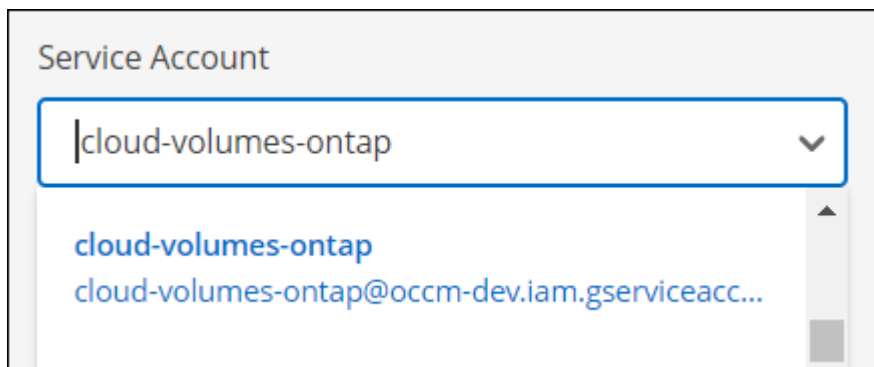
- When you create a Cloud Volumes ONTAP HA pair in Google Cloud, BlueXP will now display all existing firewall policies in a VPC.

Previously, BlueXP wouldn't display any policies in VPC-1, VPC-2, or VPC-3 that didn't have a target tag.

- When you create a Cloud Volumes ONTAP single node system in Google Cloud, you can now choose whether you want the predefined firewall policy to allow traffic within the selected VPC only (recommended) or all VPCs.

## Enhancement to Google Cloud service accounts

When you select the Google Cloud service account to use with Cloud Volumes ONTAP, BlueXP now displays the email address that's associated with each service account. Viewing the email address can make it easier to distinguish between service accounts that share the same name.



## 3 April 2022

### System Manager link has been removed

We have removed the System Manager link that was previously available from within a Cloud Volumes ONTAP working environment.

You can still connect to System Manager by entering the cluster management IP address in a web browser that has a connection to the Cloud Volumes ONTAP system. [Learn more about connecting to System Manager.](#)

### Charging for WORM storage

Now that the introductory special rate has expired, you will now be charged for using WORM storage. Charging is hourly, according to the total provisioned capacity of WORM volumes. This applies to new and existing Cloud Volumes ONTAP systems.

[Learn about pricing for WORM storage.](#)

## 27 February 2022

The following changes were introduced with the 3.9.16 release of the Connector.

### Redesigned volume wizard

The create new volume wizard that we recently introduced is now available when creating a volume on a specific aggregate from the **Advanced allocation** option.

[Learn how to create volumes on a specific aggregate.](#)

## 9 February 2022

### Marketplace updates

- The Essentials package and Professional package are now available in all cloud provider marketplaces.

These by-capacity charging methods enable you to pay by the hour or to purchase an annual contract directly from your cloud provider. You still have the option to purchase a by-capacity license directly from NetApp.

If you have an existing subscription in a cloud marketplace, you're automatically subscribed to these new offerings as well. You can choose by-capacity charging when you deploy a new Cloud Volumes ONTAP working environment.

If you're a new customer, BlueXP will prompt you to subscribe when you create a new working environment.

- By-node licensing from all cloud provider marketplaces is deprecated and no longer available for new subscribers. This includes annual contracts and hourly subscriptions (Explore, Standard, and Premium).

This charging method is still available for existing customers who have an active subscription.

[Learn more about the licensing options for Cloud Volumes ONTAP.](#)

## 6 February 2022

### Exchange unassigned licenses

If you have an unassigned node-based license for Cloud Volumes ONTAP that you haven't used, you can now exchange the license by converting it to a Cloud Backup license, Cloud Data Sense license, or Cloud Tiering license.

This action revokes the Cloud Volumes ONTAP license and creates a dollar-equivalent license for the service with the same expiry date.

[Learn how to exchange unassigned node-based licenses.](#)

## 30 January 2022

The following changes were introduced with the 3.9.15 release of the Connector.

## Redesigned licensing selection

We redesigned the licensing selection screen when creating a new Cloud Volumes ONTAP working environment. The changes highlight the by-capacity charging methods that were introduced in July 2021 and support upcoming offerings through the cloud provider marketplaces.

## Digital Wallet update

We updated the **Digital Wallet** by consolidating Cloud Volumes ONTAP licenses in a single tab.

## 2 January 2022

The following changes were introduced with the 3.9.14 release of the Connector.

### Support for additional Azure VM types

Cloud Volumes ONTAP is now supported with the following VM types in Microsoft Azure, starting with the 9.10.1 release:

- E4ds\_v4
- E8ds\_v4
- E32ds\_v4
- E48ds\_v4

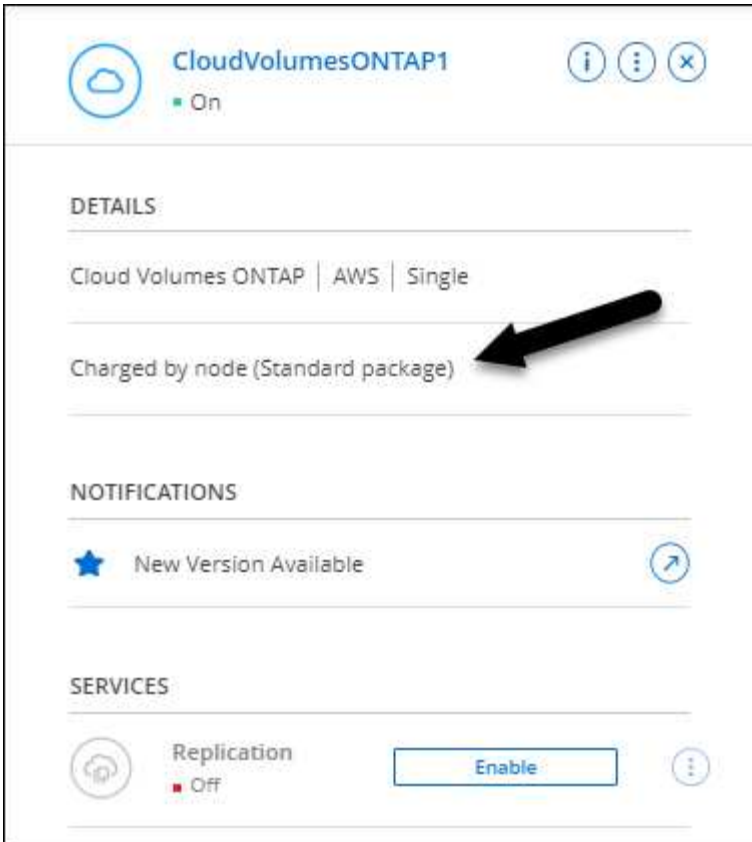
Go to the [Cloud Volumes ONTAP Release Notes](#) for more details about supported configurations.

### FlexClone charging update

If you use a [capacity-based license](#) for Cloud Volumes ONTAP, you are no longer charged for the capacity used by FlexClone volumes.

### Charging method now displayed

BlueXP now shows the charging method for each Cloud Volumes ONTAP working environment in the right panel of the Canvas.



### Choose your user name

When you create a Cloud Volumes ONTAP working environment, you now have the option to enter your preferred user name, instead of the default admin user name.

A screenshot of a 'Credentials' form. The title 'Credentials' is at the top. Below it are three input fields. The first is labeled 'User Name' and contains the text 'customusername'. The second is labeled 'Password' and contains seven dots. The third is labeled 'Confirm Password' and also contains seven dots.

### Volume creation enhancements

We made a few enhancements to volume creation:

- We redesigned the create volume wizard for ease of use.
- Tags that you add to a volume are now associated with the Application Templates service, which can help you organize and simplify the management of your resources.

- You can now choose a custom export policy for NFS.

Details, Protection & Tags 2 Protocol 3 Disk Type 4 Usage Profile & Tiering Policy 5 Review

### Volumes Protocol

Select the volume's protocol:  NFS Protocol  CIFS Protocol  iSCSI Protocol

Access Control: Custom export policy

Export Policy (1 rule defined): [Manage volume's export policy](#)

## 28 November 2021

The following changes were introduced with the 3.9.13 release of the Connector.

### Cloud Volumes ONTAP 9.10.1

BlueXP can now deploy and manage Cloud Volumes ONTAP 9.10.1.

[Learn about the new features included in this release of Cloud Volumes ONTAP.](#)

### NetApp Keystone Subscriptions

You can now use Keystone Subscriptions to pay for Cloud Volumes ONTAP HA pairs.

A Keystone Subscription is a pay-as-you-grow subscription-based service that delivers a seamless hybrid cloud experience for those preferring OpEx consumption models to upfront CapEx or leasing.

A Keystone Subscription is supported with all new versions of Cloud Volumes ONTAP that you can deploy from BlueXP.

- [Learn more about NetApp Keystone Subscriptions.](#)
- [Learn how to get started with Keystone Subscriptions in BlueXP.](#)

### New AWS region support

Cloud Volumes ONTAP is now supported in the AWS Asia Pacific (Osaka) region (ap-northeast-3).

### Port reduction

Ports 8023 and 49000 are no longer open on Cloud Volumes ONTAP systems in Azure for both single node systems and HA pairs.

This change applies to *new* Cloud Volumes ONTAP systems starting with the 3.9.13 release of the Connector.

## 4 October 2021

The following changes were introduced with the 3.9.11 release of the Connector.

### Cloud Volumes ONTAP 9.10.0

BlueXP can now deploy and manage Cloud Volumes ONTAP 9.10.0.

[Learn about the new features included in this release of Cloud Volumes ONTAP.](#)

### Reduced deployment time

We reduced the amount of time that it takes to deploy a Cloud Volumes ONTAP working environment in Microsoft Azure or in Google Cloud when normal write speed is enabled. The deployment time is now 3-4 minutes shorter on average.

## 2 September 2021

The following changes were introduced with the 3.9.10 release of the Connector.

### Customer-managed encryption key in Azure

Data is automatically encrypted on Cloud Volumes ONTAP in Azure using [Azure Storage Service Encryption](#) with a Microsoft-managed key. But you can now use your own customer-managed encryption key instead by completing the following steps:

1. From Azure, create a key vault and then generate a key in that vault.
2. From BlueXP, use the API to create a Cloud Volumes ONTAP working environment that uses the key.

[Learn more about these steps.](#)

## 7 July 2021

The following changes were introduced with the 3.9.8 release of the Connector.

### New charging methods

New charging methods are available for Cloud Volumes ONTAP.

- **Capacity-based BYOL:** A capacity-based license enables you to pay for Cloud Volumes ONTAP per TiB of capacity. The license is associated with your NetApp account and enables you to create as multiple Cloud Volumes ONTAP systems, as long as enough capacity is available through your license. Capacity-based licensing is available in the form of a package, either *Essentials* or *Professional*.
- **Freemium offering:** Freemium enables you to use all Cloud Volumes ONTAP features free of charge from NetApp (cloud provider charges still apply). You're limited to 500 GiB of provisioned capacity per system and there's no support contract. You can have up to 10 Freemium systems.


[Learn more about these licensing options.](#)

Here's an example of the charging methods that you can choose from:


Cloud Volumes ONTAP Charging Methods

[Learn more about our charging methods](#)

---

  Pay-As-You-Go by the hour

---

  Bring your own license


Bring your own license type

Capacity-Based ▾

Package

Professional ▾

---

  Freemium (Up to 500GB)

---

### **WORM storage available for general use**

Write once, read many (WORM) storage is no longer in Preview and is now available for general use with Cloud Volumes ONTAP. [Learn more about WORM storage.](#)

### **Support for m5dn.24xlarge in AWS**

Starting with the 9.9.1 release, Cloud Volumes ONTAP now supports the m5dn.24xlarge instance type with the following charging methods: PAYGO Premium, bring your own license (BYOL), and Freemium.

[View supported configurations for Cloud Volumes ONTAP in AWS.](#)

### **Select existing Azure resource groups**

When creating a Cloud Volumes ONTAP system in Azure, you now have the option to select an existing resource group for the VM and its associated resources.

### Location & Connectivity

<p><b>Location</b></p> <p>Azure Region</p> <div style="border: 1px solid #ccc; padding: 2px; margin-bottom: 10px;">WEST US</div> <p>Availability Zone <span style="float: right;"><i>(Optional)</i></span></p> <div style="border: 1px solid #ccc; padding: 2px;">Select an Availability Zone</div>	<p><b>Connectivity</b></p> <p>Resource Group</p> <div style="border: 1px solid #ccc; padding: 2px; margin-bottom: 10px;"> <input type="radio"/> Create a new group         <input checked="" type="radio"/> Use an existing group       </div> <p>Resource Group Name</p> <div style="border: 1px solid #ccc; padding: 2px;">RG1</div>
---	--

The following permissions enable BlueXP to remove Cloud Volumes ONTAP resources from a resource group, in case of deployment failure or deletion:

```
"Microsoft.Network/privateEndpoints/delete",
"Microsoft.Compute/availabilitySets/delete",
```

Be sure to provide these permissions to each set of Azure credentials that you've added to BlueXP. [View the latest Connector policy for Azure.](#)

### Blob public access now disabled in Azure

As a security enhancement, BlueXP now disables **Blob public access** when creating a storage account for Cloud Volumes ONTAP.

### Azure Private Link enhancement

By default, BlueXP now enables an Azure Private Link connection on the boot diagnostics storage account for new Cloud Volumes ONTAP systems.

This means *all* storage accounts for Cloud Volumes ONTAP will now use a private link.

[Learn more about using an Azure Private Link with Cloud Volumes ONTAP.](#)

### Balanced persistent disks in Google Cloud

Starting with the 9.9.1 release, Cloud Volumes ONTAP now supports Balanced persistent disks (pd-balanced).

These SSDs balance performance and cost by providing lower IOPS per GiB.

### custom-4-16384 no longer supported in Google Cloud

The custom-4-16384 machine type is no longer supported with new Cloud Volumes ONTAP systems.

If you have an existing system running on this machine type, you can keep using it, but we recommend switching to the n2-standard-4 machine type.



[View supported configurations for Cloud Volumes ONTAP in GCP.](#)

## 30 May 2021

The following changes were introduced with the 3.9.7 release of the Connector.

### New Professional Package in AWS

A new Professional Package enables you to bundle Cloud Volumes ONTAP and Cloud Backup Service by using an annual contract from the AWS Marketplace. Payment is per TiB. This subscription doesn't enable you to back up on-prem data.

If you choose this payment option, you can provision up to 2 PiB per Cloud Volumes ONTAP system through EBS disks and tiering to S3 object storage (single node or HA).

Go to the [AWS Marketplace page](#) to view pricing details and go to the [Cloud Volumes ONTAP Release Notes](#) to learn more about this licensing option.

### Tags on EBS volumes in AWS

BlueXP now adds tags to EBS volumes when it creates a new Cloud Volumes ONTAP working environment. The tags were previously created after Cloud Volumes ONTAP was deployed.

This change can help if your organization uses service control policies (SCPs) to manage permissions.

### Minimum cooling period for auto tiering policy

If you enabled data tiering on a volume using the *auto* tiering policy, you can now adjust the minimum cooling period using the API.

[Learn how to adjust the minimum cooling period.](#)

### Enhancement to custom export policies

When you create a new NFS volume, BlueXP now displays custom export policies in ascending order, making it easier for you to find the export policy that you need.

### Deletion of old cloud snapshots

BlueXP now deletes older cloud snapshots of root and boot disks that are created when a Cloud Volumes ONTAP system is deployed and every time its powered down. Only the two most recent snapshots are retained for both the root and boot volumes.

This enhancement helps reduce cloud provider costs by removing snapshots that are no longer needed.

Note that a Connector requires a new permission to delete Azure snapshots. [View the latest Connector policy for Azure.](#)

```
"Microsoft.Compute/snapshots/delete"
```

## 24 May 2021

### Cloud Volumes ONTAP 9.9.1

BlueXP can now deploy and manage Cloud Volumes ONTAP 9.9.1.

[Learn about the new features included in this release of Cloud Volumes ONTAP.](#)

## 11 Apr 2021

The following changes were introduced with the 3.9.5 release of the Connector.

### Logical space reporting

BlueXP now enables logical space reporting on the initial storage VM that it creates for Cloud Volumes ONTAP.

When space is reported logically, ONTAP reports the volume space such that all the physical space saved by the storage efficiency features are also reported as used.

### Support for gp3 disks in AWS

Cloud Volumes ONTAP now supports *General Purpose SSD (gp3)* disks, starting with the 9.7 release. gp3 disks are the lowest-cost SSDs that balance cost and performance for a broad range of workloads.

[Learn more about using gp3 disks with Cloud Volumes ONTAP.](#)

### Cold HDD disks no longer supported in AWS

Cloud Volumes ONTAP no longer supports Cold HDD (sc1) disks.

### TLS 1.2 for Azure storage accounts

When BlueXP creates storage accounts in Azure for Cloud Volumes ONTAP, the TLS version for the storage account is now version 1.2.

## 8 Mar 2021

The following changes were introduced with the 3.9.4 release of the Connector.

### Cloud Volumes ONTAP 9.9.0

BlueXP can now deploy and manage Cloud Volumes ONTAP 9.9.0.

[Learn about the new features included in this release of Cloud Volumes ONTAP.](#)

### Support for the AWS C2S environment

You can now deploy Cloud Volumes ONTAP 9.8 in the AWS Commercial Cloud Services (C2S) environment.

[Learn how to get started in C2S.](#)

### AWS encryption with customer-managed CMKs

BlueXP has always enabled you to encrypt Cloud Volumes ONTAP data using the AWS Key Management

Service (KMS). Starting with Cloud Volumes ONTAP 9.9.0, data on EBS disks and data tiered to S3 are encrypted if you select a customer-managed CMK. Previously, only EBS data would be encrypted.

Note that you'll need to provide the Cloud Volumes ONTAP IAM role with access to use the CMK.

[Learn more about setting up the AWS KMS with Cloud Volumes ONTAP.](#)

## Support for Azure DoD

You can now deploy Cloud Volumes ONTAP 9.8 in the Azure Department of Defense (DoD) Impact Level 6 (IL6).

## IP address reduction in Google Cloud

We've reduced the number of IP addresses that are required for Cloud Volumes ONTAP 9.8 and later in Google Cloud. By default, one less IP address is required (we unified the intercluster LIF with the node management LIF). You also have the option to skip the creation of the SVM management LIF when using the API, which would reduce the need for an additional IP address.

[Learn more about IP address requirements in Google Cloud.](#)

## Shared VPC support in Google Cloud

When you deploy a Cloud Volumes ONTAP HA pair in Google Cloud, you can now choose shared VPCs for VPC-1, VPC-2, and VPC-3. Previously, only VPC-0 could be a shared VPC. This change is supported with Cloud Volumes ONTAP 9.8 and later.

[Learn more about Google Cloud networking requirements.](#)

## 4 Jan 2021

The following changes were introduced with the 3.9.2 release of the Connector.

### AWS Outposts

A few months ago, we announced that Cloud Volumes ONTAP had achieved the Amazon Web Services (AWS) Outposts Ready designation. Today, we're pleased to announce that we've validated BlueXP and Cloud Volumes ONTAP with AWS Outposts.

If you have an AWS Outpost, you can deploy Cloud Volumes ONTAP in that Outpost by selecting the Outpost VPC in the Working Environment wizard. The experience is the same as any other VPC that resides in AWS. Note that you will need to first deploy a Connector in your AWS Outpost.

There are a few limitations to point out:

- Only single node Cloud Volumes ONTAP systems are supported at this time
- The EC2 instances that you can use with Cloud Volumes ONTAP are limited to what's available in your Outpost
- Only General Purpose SSDs (gp2) are supported at this time

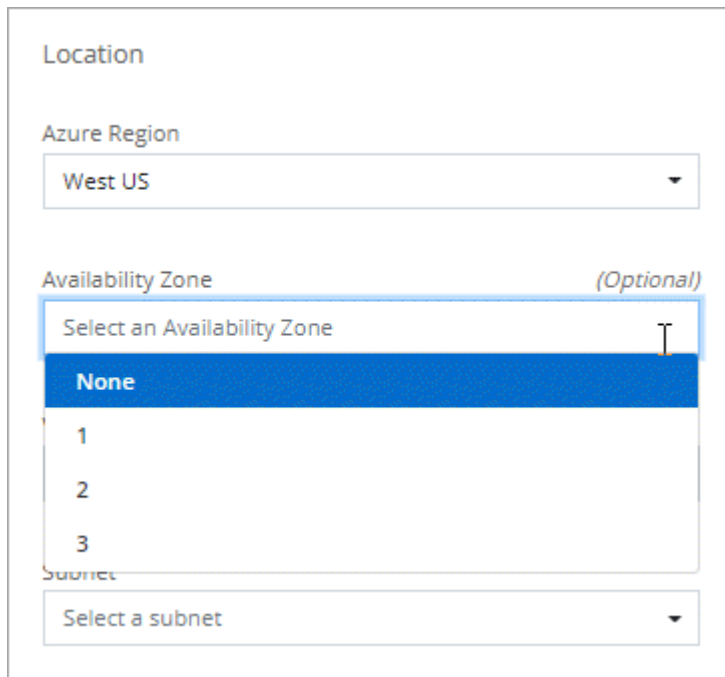
### Ultra SSD VNV RAM in supported Azure regions

Cloud Volumes ONTAP can now use an Ultra SSD as VNV RAM when you use the E32s\_v3 VM type with a single node system [in any supported Azure region](#).

VNVRAM provides better write performance.

### Choose an Availability Zone in Azure

You can now choose the Availability Zone in which you'd like to deploy a single node Cloud Volumes ONTAP system. If you don't select an AZ, BlueXP will select one for you.



The screenshot shows a form section titled "Location". It includes a dropdown for "Azure Region" with "West US" selected. Below it is an "Availability Zone" dropdown, which is currently open and shows a list of options: "None" (highlighted in blue), "1", "2", and "3". The text "(Optional)" is visible to the right of the dropdown. Below the Availability Zone dropdown is a "Subnet" dropdown with "Select a subnet" as the placeholder text.

### Larger disks in Google Cloud

Cloud Volumes ONTAP now supports 64 TB disks in GCP.



The maximum system capacity with disks alone remains at 256 TB due to GCP limits.

### New machine types in Google Cloud

Cloud Volumes ONTAP now supports the following machine types:

- n2-standard-4 with the Explore license and with BYOL
- n2-standard-8 with the Standard license and with BYOL
- n2-standard-32 with the Premium license and with BYOL

### 3 Nov 2020

The following changes were introduced with the 3.9.0 release of the Connector.

#### Azure Private Link for Cloud Volumes ONTAP

By default, BlueXP now enables an Azure Private Link connection between Cloud Volumes ONTAP and its associated storage accounts. A Private Link secures connections between endpoints in Azure.

- [Learn more about Azure Private Links](#)

- [Learn more about using an Azure Private Link with Cloud Volumes ONTAP](#)

## Known limitations

Known limitations identify platforms, devices, or functions that are not supported by this release of the product, or that do not interoperate correctly with it. Review these limitations carefully.

These limitations are specific to Cloud Volumes ONTAP management in BlueXP. To view limitations with the Cloud Volumes ONTAP software itself, [go to the Cloud Volumes ONTAP Release Notes](#)

### BlueXP doesn't support FlexGroup volumes creation

While Cloud Volumes ONTAP supports FlexGroup volumes, BlueXP does not currently support FlexGroup volume creation. If you create a FlexGroup volume from System Manager or from the CLI, then you should set BlueXP's Capacity Management mode to Manual. Automatic mode might not work properly with FlexGroup volumes.



The ability to create FlexGroup volumes in BlueXP is planned for a future release.

### BlueXP doesn't support S3 with Cloud Volumes ONTAP

While Cloud Volumes ONTAP supports S3 as an option for scale-out storage, BlueXP doesn't provide any management capabilities for this feature. Using the CLI is the best practice to configure S3 client access from Cloud Volumes ONTAP. For details, refer to the [S3 Configuration Power Guide](#).

[Learn more about Cloud Volumes ONTAP support for S3 and other client protocols.](#)

### BlueXP doesn't support disaster recovery for storage VMs

BlueXP doesn't provide any setup or orchestration support for storage VM (SVM) disaster recovery. You must use System Manager or the CLI.

[Learn more about SVM disaster recovery.](#)

## Testing AsciiDoc character replacement and intrinsic attributes

Testing end-to-end through localization and publishing of all languages.

### Asterisk

\*  
Text\*  
Text \*  
Text \* text

### Double colon

::  
Text::  
Text ::  
Text :: text

### Vertical bar

|  
Text|  
Text |  
Text | text

### Plus

+  
Text+  
Text +  
Text + text

### Square brackets

[ and ]  
Text[ and text]  
Text [ and text ]  
Text [ and text ] text

### Non-breaking space

Before After

### Zero-width space

BeforeAfter

## Cloud Volumes ONTAP Release Notes

The Release Notes for Cloud Volumes ONTAP provide release-specific information. What's new in the release, supported configurations, storage limits, and any known limitations or issues that can affect product functionality.

[Go to the Cloud Volumes ONTAP Release Notes](#)

## Copyright information

Copyright © 2024 NetApp, Inc. All Rights Reserved. Printed in the U.S. No part of this document covered by copyright may be reproduced in any form or by any means—graphic, electronic, or mechanical, including photocopying, recording, taping, or storage in an electronic retrieval system—without prior written permission of the copyright owner.

Software derived from copyrighted NetApp material is subject to the following license and disclaimer:

THIS SOFTWARE IS PROVIDED BY NETAPP "AS IS" AND WITHOUT ANY EXPRESS OR IMPLIED WARRANTIES, INCLUDING, BUT NOT LIMITED TO, THE IMPLIED WARRANTIES OF MERCHANTABILITY AND FITNESS FOR A PARTICULAR PURPOSE, WHICH ARE HEREBY DISCLAIMED. IN NO EVENT SHALL NETAPP BE LIABLE FOR ANY DIRECT, INDIRECT, INCIDENTAL, SPECIAL, EXEMPLARY, OR CONSEQUENTIAL DAMAGES (INCLUDING, BUT NOT LIMITED TO, PROCUREMENT OF SUBSTITUTE GOODS OR SERVICES; LOSS OF USE, DATA, OR PROFITS; OR BUSINESS INTERRUPTION) HOWEVER CAUSED AND ON ANY THEORY OF LIABILITY, WHETHER IN CONTRACT, STRICT LIABILITY, OR TORT (INCLUDING NEGLIGENCE OR OTHERWISE) ARISING IN ANY WAY OUT OF THE USE OF THIS SOFTWARE, EVEN IF ADVISED OF THE POSSIBILITY OF SUCH DAMAGE.

NetApp reserves the right to change any products described herein at any time, and without notice. NetApp assumes no responsibility or liability arising from the use of products described herein, except as expressly agreed to in writing by NetApp. The use or purchase of this product does not convey a license under any patent rights, trademark rights, or any other intellectual property rights of NetApp.

The product described in this manual may be protected by one or more U.S. patents, foreign patents, or pending applications.

LIMITED RIGHTS LEGEND: Use, duplication, or disclosure by the government is subject to restrictions as set forth in subparagraph (b)(3) of the Rights in Technical Data -Noncommercial Items at DFARS 252.227-7013 (FEB 2014) and FAR 52.227-19 (DEC 2007).

Data contained herein pertains to a commercial product and/or commercial service (as defined in FAR 2.101) and is proprietary to NetApp, Inc. All NetApp technical data and computer software provided under this Agreement is commercial in nature and developed solely at private expense. The U.S. Government has a non-exclusive, non-transferrable, nonsublicensable, worldwide, limited irrevocable license to use the Data only in connection with and in support of the U.S. Government contract under which the Data was delivered. Except as provided herein, the Data may not be used, disclosed, reproduced, modified, performed, or displayed without the prior written approval of NetApp, Inc. United States Government license rights for the Department of Defense are limited to those rights identified in DFARS clause 252.227-7015(b) (FEB 2014).

## Trademark information

NETAPP, the NETAPP logo, and the marks listed at <http://www.netapp.com/TM> are trademarks of NetApp, Inc. Other company and product names may be trademarks of their respective owners.