



Cache Queries window

OnCommand Workflow Automation 5.0

NetApp
May 03, 2022

Table of Contents

- Cache Queries window 1
 - Cache Queries list 1
 - Toolbar 2
 - Add Cache Query dialog box 3
 - Edit Cache Query dialog box 4
 - Clone Cache Query dialog box 5

Cache Queries window







The Cache Queries window enables you to manage cache queries for the WFA dictionary entries and their associated data source types.

A cache query is an SQL query that retrieves the required data from the table specified in the query. A cache query is associated with a dictionary entry and one or more data source types—for example, cache query for **Volume (storage)** is associated with both OnCommand Unified Manager 5.1 and 5.2 data source types. You can define a cache query when you want retrieve some information, such as volume from a table of a data source OnCommand Unified Manager 6.0 into WFA's cache.

- Cache Queries table
- Toolbar





Cache Queries list

The Cache Queries table lists the dictionary entries and their associated data source types. You can customize the table display by using the filtering and sorting features available for each column, as well as by rearranging the column order.

-  enables or disables filtering for the entire table. A red "x" appears over the icon if filtering is disabled.
- Double-clicking  clears and resets the filtering selections.
-  on each column header enables you to filter based on the content of the columns. Clicking  in a column allows you to filter on a specific item from the drop-down list or on all available items.
- Clicking the column header toggles between ascending and descending order of sorting. You can identify the applied sort order by the sort arrows ( for ascending and  for descending).
- To rearrange the location of columns, you can drag and drop columns to place them in any required order. However, you cannot hide or delete any of these columns.
- Clicking the **Search** filter text box allows you to search for specific content. In addition, you can search using supported operators for the applicable column type, Alphabetic or Numeric.

The Cache Queries table contains the following columns:

- **Certification**

Indicates whether the cache query is user-created (no icon, empty cell), PS () , community () , user-locked () , or NetApp-certified () .

- **Scheme**

Indicates a scheme name (schema) that contains data that is relevant to your environment. For example, a **cm_storage** caching scheme contains data relevant to clustered Data ONTAP. The relevant scheme information is obtained from the data source.

- **Dictionary Entry**

Displays the dictionary entry associated with the scheme.

- **Entity Version**

Displays the version number of the object in *major.minor.revision* format—for example, 1.0.0.

- **Data Source Types**

Displays the data source type associated with the dictionary entry.

- **Last Updated On**

Displays the date and time when the cache query was last updated.

- **Updated By**

Displays the user who updated the cache query.

Toolbar

The toolbar is located above the column header. You can use the icons in the toolbar to perform various actions. These actions can also be accessed from the right-click menu in the window.

-  **(New)**


Opens the Add Cache Query dialog box, which enables you to create a cache query.

-  **(Edit)**

Opens the Edit Cache Query dialog box for the selected cache query, which enables you to edit the cache query.

-  **(Clone)**

Opens the Add Cache Query dialog box, which enables you to create a clone or copy of the selected cache query.

-  **(Lock)**

Opens the confirmation dialog box, which enables you to lock the selected cache query.

-  **(Unlock)**

Opens the confirmation dialog box, which enables you to unlock the selected cache query. This option is enabled only for the cache queries that are locked by you. However, administrators can unlock cache queries locked by other users.

-  **(Delete)**

Opens the confirmation dialog box, which enables you to delete the selected user-created cache query.



You cannot delete a WFA, PS, or sample cache queries.

-  **(Export)**

Opens the confirmation dialog box, which enables you to export the selected user-created cache query.



You cannot export a WFA, PS, or sample cache queries.

-  **(Test)**

Opens the Test Cache Query dialog box, which enables you to test the selected cache query.

-  **(Add To Pack)**

Opens the Add To Pack Cache Query dialog box, which enables you to add the cache query and its dependable entities to a pack, which is editable.



The Add To Pack feature is enabled only for the cache query for which the certification is set to None.

-  **(Remove From Pack)**

Opens the Remove From Pack Cache Query dialog box for the selected cache query, which enables you to delete or remove the cache query from the pack.



The Remove From Pack feature is enabled only for cache query for which the certification is set to None.

Add Cache Query dialog box

The Add Cache Query dialog box enables you to create a new cache query for a dictionary entry and associate the query with a data provide type, such as a specific OnCommand Unified Manager version.

- **Dictionary Entry**

Enables you to select a dictionary entry for which you want to create a cache query.

- **Entity Version**

Enables you to enter the version number for the cache query in *major.minor.revision* format—for example, 1.0.0.

- **Data Source Types**

Enables you to select the data source types you want to associate with the cache query—for example, OnCommand Unified Manager_6.0.

Table Structure

- **Attributes tab**

Displays the attributes associated with the dictionary entry.

- **Create Table SQL tab**

Displays the Create Table script for that dictionary entry.

SQL select query

Enables you to enter the SQL select query that retrieves data from the table of the specified data provider.

Command buttons

- **Test**

Enables you to test the SQL query entered in the **SQL select query** field.

- **Save**

Saves the cache query and closes the dialog box.

- **Cancel**

Cancels changes, if any, and closes the dialog box.

Edit Cache Query dialog box

The Edit Cache Query dialog box enables you to edit a cache query associated with a dictionary entry.

- **Dictionary Entry**

Specifies a dictionary entry associated with the cache query.

- **Entity Version**

Enables you to enter the version number for the cache query in `major.minor.revision` format—for example, 1.0.0.

- **Data Source Types**

Specifies the data source type associated with the cache query.

Table Structure

Displays the attributes and the SQL syntax associated with the dictionary entry.

- **SQL select query**

Enables you to edit the SQL query associated with the dictionary entry and the selected data provider type.

Command buttons

- **Test**

Enables you to test the SQL query entered in the **SQL select query** field.

- **Save**

Saves the cache query and closes the dialog box.

- **Cancel**

Cancels changes, if any, and closes the dialog box.

Clone Cache Query dialog box

The Edit Cache Query dialog box enables you to edit a cache query associated with a dictionary entry.

- **Dictionary Entry**

Specifies a dictionary entry associated with the cache query.

- **Entity Version**

Enables you to enter the version number for the cache query in *major.minor.revision* format—for example, 1.0.0.

- **Data Source Types**

Specifies the data source type associated with the cache query.

Table Structure

Displays the attributes and the SQL syntax associated with the dictionary entry.

- **SQL select query**

Specifies the SQL query associated with the dictionary entry and the selected data provider type.

Command buttons

- **Test**

Enables you to test the SQL query entered in the SQL select query field.

- **Save**

Saves the cache query as a new entry in the Cache Queries table and closes the dialog box.

- **Cancel**

Cancels changes, if any, and closes the dialog box.

Copyright Information

Copyright © 2022 NetApp, Inc. All rights reserved. Printed in the U.S. No part of this document covered by copyright may be reproduced in any form or by any means-graphic, electronic, or mechanical, including photocopying, recording, taping, or storage in an electronic retrieval system- without prior written permission of the copyright owner.

Software derived from copyrighted NetApp material is subject to the following license and disclaimer:

THIS SOFTWARE IS PROVIDED BY NETAPP "AS IS" AND WITHOUT ANY EXPRESS OR IMPLIED WARRANTIES, INCLUDING, BUT NOT LIMITED TO, THE IMPLIED WARRANTIES OF MERCHANTABILITY AND FITNESS FOR A PARTICULAR PURPOSE, WHICH ARE HEREBY DISCLAIMED. IN NO EVENT SHALL NETAPP BE LIABLE FOR ANY DIRECT, INDIRECT, INCIDENTAL, SPECIAL, EXEMPLARY, OR CONSEQUENTIAL DAMAGES (INCLUDING, BUT NOT LIMITED TO, PROCUREMENT OF SUBSTITUTE GOODS OR SERVICES; LOSS OF USE, DATA, OR PROFITS; OR BUSINESS INTERRUPTION) HOWEVER CAUSED AND ON ANY THEORY OF LIABILITY, WHETHER IN CONTRACT, STRICT LIABILITY, OR TORT (INCLUDING NEGLIGENCE OR OTHERWISE) ARISING IN ANY WAY OUT OF THE USE OF THIS SOFTWARE, EVEN IF ADVISED OF THE POSSIBILITY OF SUCH DAMAGE.

NetApp reserves the right to change any products described herein at any time, and without notice. NetApp assumes no responsibility or liability arising from the use of products described herein, except as expressly agreed to in writing by NetApp. The use or purchase of this product does not convey a license under any patent rights, trademark rights, or any other intellectual property rights of NetApp.

The product described in this manual may be protected by one or more U.S. patents, foreign patents, or pending applications.

RESTRICTED RIGHTS LEGEND: Use, duplication, or disclosure by the government is subject to restrictions as set forth in subparagraph (c)(1)(ii) of the Rights in Technical Data and Computer Software clause at DFARS 252.277-7103 (October 1988) and FAR 52-227-19 (June 1987).

Trademark Information

NETAPP, the NETAPP logo, and the marks listed at <http://www.netapp.com/TM> are trademarks of NetApp, Inc. Other company and product names may be trademarks of their respective owners.