



Categories window

OnCommand Workflow Automation 5.0

NetApp
June 11, 2024

Table of Contents

- Categories window 1
 - Categories table 1
 - Toolbar 2
 - New Category dialog box 3
 - Edit Category dialog box 4
 - Clone Category dialog box 5

Categories window

The Categories window enables you to manage the workflow categories.







Depending on your role and account privileges, this window might not be displayed.

- Categories table
- Toolbar







A category is a set of workflows that enables you to complete a task. You can create a category by grouping a set of related workflows. You can also grant access to specific users to operate a category.

Categories table

The Categories table lists the workflow categories. The categories are identified by one of the following:





- No icon - content created by users
-  - content developed by Professional Services (PS), which is available only on custom installations made by PS
-  - packs developed by users
-  - content created by users that is locked
-  - NetApp-certified content

You can customize the table display by using the filtering and sorting features available for each column, as well as by rearranging the column order.

-  enables or disables filtering for the entire table. A red "x" appears over the icon if filtering is disabled.
- Double-clicking  clears and resets the filtering selections.
-  on each column header enables you to filter based on the content of the columns. Clicking  in a column allows you to filter on a specific item from the drop-down list or on all available items.
- Clicking the column header toggles between ascending and descending order of sorting. You can identify the applied sort order by the sort arrows ( for ascending and  for descending).
- To rearrange the location of columns, you can drag and drop columns to place them in any required order. However, you cannot hide or delete any of these columns.
- Clicking the **Search** filter text box allows you to search for specific content. In addition, you can search using supported operators for the applicable column type, Alphabetic or Numeric.

The Categories table contains the following columns:

- **Certification**

Indicates whether the category is user-created (no icon, empty cell), PS () , community () , user-locked () , or NetApp-certified () .

- **Name**

Displays the name of the category.

- **Description**

Displays a description of the category.

- **Workflows**

Displays the workflows that are available in the category.

- **Used for workflow authorization**

- Displays “true” for the categories that are restricted to certain users with operator role.
- Displays “false” for the categories that are available for all users with operator role.

- **Users**

Displays the name of the user with approver or operator role who is authorized to execute the category.

- **Active Directory Group**

Indicates the name of the Active Directory group who is authorized to execute the category.

You can search for a group by entering the group name in the **Search** filter text box.

- **Last Updated On**

Displays the date and time when the category was last updated.

- **Updated By**

Displays the name of the user who updated the category.

Toolbar

The toolbar is located above the column header. You can use the icons in the toolbar to perform various actions. These actions can also be accessed from the right-click menu in the window.

-  **(New)**

Opens the New Category dialog box, which enables you to create a new category.

-  **(Edit)**

Opens the Category <category_name> dialog box, which enables you to edit the selected category. You can also double-click the category to open the Category <category_name> dialog box.

-  **(Clone)**

Opens the New Category <category_name> - copy dialog box, which enables you to create a clone or copy of the selected category.

-  **(Delete)**

Opens the Delete Category confirmation dialog box, which enables you to delete the selected category.

-  **(Export)**

Enables you to export the selected category.

-  **(Add To Pack)**

Opens the Add To Pack Categories dialog box, which enables you to add the category and its dependable entities to a pack, which is editable.



The Add To Pack feature is enabled only for categories for which the certification is set to None.

-  **(Remove From Pack)**

Opens the Remove From Pack Categories dialog box for the selected category, which enables you to delete or remove the category from the pack.



The Remove From Pack feature is enabled only for categories for which the certification is set to None.

New Category dialog box

The New Category dialog box enables you to create a new workflow category.

- **Name**

Enables you to enter a name for the category. You must enter a name to save the category.

- **Description**

Enables you to enter a description for the category.

- **Available Workflows**

Displays all the available workflows that are not moved to the **Selected Workflows** box.

- **Selected Workflows**

Displays all the workflows that are selected for the category.

- **Category Used for Workflow Authorization**

Enables you to select users with operator role who can execute the category. By default, the check box is not selected and the category is available for all users.

- **Restrict access to workflows in this category to the following users and Active Directory groups**

Enables you to restrict access to workflows in the selected category to selected users and Active Directory groups.

- **Available Approvers and Operators**

Displays all users with approver and operator roles.

- **Selected Approvers and Operators**

Displays the users who are allowed to execute the category.

- **Available Approver and Operator Groups**

Displays all groups with approver and operator roles.

- **Selected Approver and Operator Groups**

Displays the groups that are allowed to execute the category.

Command buttons

- **Selection buttons**

Enables you to move the selected entry from one box to another.

- **Save**

Saves the category and closes the dialog box.

- **Cancel**

Does not save the category and closes the dialog box.

Edit Category dialog box

The Edit Category dialog box enables you to edit a workflow category.

- **Name**

Enables you to edit the name of the category.

- **Description**

Enables you to edit the description for the category.

- **Available Workflows**

Displays all the available workflows that are not moved to the Selected Workflows box.

- **Selected Workflows**

Displays all the workflows that are selected for the category.

- **Category Used for Workflow Authorization**

Enables you to grant access to users with operator role to execute the category. The check box is not selected by default.

- **Available Operators**

Displays all the users with operator role who do not have access to the category.

- **Selected Operators**

Displays the users who are granted access to the category.

Command buttons

- **Selection buttons**

Moves the selected entry from one box to another.

- **Save**

Saves the category and closes the dialog box.

- **Cancel**

Does not save the category and closes the dialog box.

Clone Category dialog box

The Clone Category dialog box enables you to copy a workflow category and edit the category.

- **Name**

Enables you to edit the name for the category. The name of the category you have selected to clone is used as the name for the clone and appended with - copy by default.

- **Description**

Enables you to enter a description for the category.

- **Available Workflows**

Displays all the available workflows that are not moved to the Selected Workflows box.

- **Selected Workflows**

Displays all the workflows you have selected for the category.

- **Category Used for Workflow Authorization**

Enables you to select users with operator role who can execute the category. By default, the check box is not selected and the category is available for all users.

- **Available Operators**

Displays all the users with operator role.

- **Selected Operators**

Displays the users who are allowed to execute the category.

Command buttons

- **Selection buttons**

Enables you to move the selected entry from one box to another.

- **Save**

Saves the category and closes the dialog box.

- **Cancel**

Does not save the category and closes the dialog box.

Copyright information

Copyright © 2024 NetApp, Inc. All Rights Reserved. Printed in the U.S. No part of this document covered by copyright may be reproduced in any form or by any means—graphic, electronic, or mechanical, including photocopying, recording, taping, or storage in an electronic retrieval system—without prior written permission of the copyright owner.

Software derived from copyrighted NetApp material is subject to the following license and disclaimer:

THIS SOFTWARE IS PROVIDED BY NETAPP “AS IS” AND WITHOUT ANY EXPRESS OR IMPLIED WARRANTIES, INCLUDING, BUT NOT LIMITED TO, THE IMPLIED WARRANTIES OF MERCHANTABILITY AND FITNESS FOR A PARTICULAR PURPOSE, WHICH ARE HEREBY DISCLAIMED. IN NO EVENT SHALL NETAPP BE LIABLE FOR ANY DIRECT, INDIRECT, INCIDENTAL, SPECIAL, EXEMPLARY, OR CONSEQUENTIAL DAMAGES (INCLUDING, BUT NOT LIMITED TO, PROCUREMENT OF SUBSTITUTE GOODS OR SERVICES; LOSS OF USE, DATA, OR PROFITS; OR BUSINESS INTERRUPTION) HOWEVER CAUSED AND ON ANY THEORY OF LIABILITY, WHETHER IN CONTRACT, STRICT LIABILITY, OR TORT (INCLUDING NEGLIGENCE OR OTHERWISE) ARISING IN ANY WAY OUT OF THE USE OF THIS SOFTWARE, EVEN IF ADVISED OF THE POSSIBILITY OF SUCH DAMAGE.

NetApp reserves the right to change any products described herein at any time, and without notice. NetApp assumes no responsibility or liability arising from the use of products described herein, except as expressly agreed to in writing by NetApp. The use or purchase of this product does not convey a license under any patent rights, trademark rights, or any other intellectual property rights of NetApp.

The product described in this manual may be protected by one or more U.S. patents, foreign patents, or pending applications.

LIMITED RIGHTS LEGEND: Use, duplication, or disclosure by the government is subject to restrictions as set forth in subparagraph (b)(3) of the Rights in Technical Data -Noncommercial Items at DFARS 252.227-7013 (FEB 2014) and FAR 52.227-19 (DEC 2007).

Data contained herein pertains to a commercial product and/or commercial service (as defined in FAR 2.101) and is proprietary to NetApp, Inc. All NetApp technical data and computer software provided under this Agreement is commercial in nature and developed solely at private expense. The U.S. Government has a non-exclusive, non-transferrable, nonsublicensable, worldwide, limited irrevocable license to use the Data only in connection with and in support of the U.S. Government contract under which the Data was delivered. Except as provided herein, the Data may not be used, disclosed, reproduced, modified, performed, or displayed without the prior written approval of NetApp, Inc. United States Government license rights for the Department of Defense are limited to those rights identified in DFARS clause 252.227-7015(b) (FEB 2014).

Trademark information

NETAPP, the NETAPP logo, and the marks listed at <http://www.netapp.com/TM> are trademarks of NetApp, Inc. Other company and product names may be trademarks of their respective owners.