



Dictionary window

OnCommand Workflow Automation 5.1

NetApp
June 11, 2024

Table of Contents

- Dictionary window 1
- Dictionary table 1
- Toolbar 2
- New Dictionary Entry dialog box 4
- Edit Dictionary Entry dialog box 5
- Clone Dictionary Entry dialog box 7

Dictionary window

The Dictionary window displays the available dictionary entries in alphabetical order.






A dictionary entry is the definition of an object type that is supported by OnCommand Workflow Automation (WFA). Each dictionary entry represents an object type and its relationships in the storage and storage-related environments. Dictionary entries are converted to tables in the databases.









Depending on your role and account privileges, this window might not be displayed.

Dictionary table

The Dictionary table lists the available dictionary entries. Each entry is identified as one of the following:

-  - content created by users
-  - content developed by Professional Services (PS), which is available only on custom installations made by PS
-  - packs developed by users
-  - content created by users that is locked
-  - NetApp-certified content

You can customize the table display by using the filtering and sorting features available for each column, as well as by rearranging the column order.

-  enables or disables filtering for the entire table. A red "x" appears over the icon if filtering is disabled.
- Double-clicking  clears and resets the filtering selections.
-  on each column header enables you to filter based on the content of the columns. Clicking  in a column allows you to filter on a specific item from the drop-down list or on all available items.
- Clicking the column header toggles between ascending and descending order of sorting. You can identify the applied sort order by the sort arrows ( for ascending and  for descending).
- To rearrange the location of columns, you can drag and drop columns to place them in any required order. However, you cannot hide or delete any of these columns.
- Clicking the **Search** filter text box allows you to search for specific content. In addition, you can search using supported operators for the applicable column type, Alphabetic or Numeric.

The Dictionary table contains the following columns:

- **Certification**

Indicates whether the dictionary entry is user-created () , PS () , community () , user-locked () , or NetApp-certified () .

- **Name**

Displays the name of the dictionary entry.

- **Scheme**

Displays the scheme associated with the dictionary entries. A scheme is a collection of dictionary entries

that contain data relevant to your environment. (For example, a vc scheme contains data relevant to your virtual environment, such as virtual machines, hosts, and datastores.)

- **Entity Version**

Displays the version number of the object in `major.minor.revision` format—for example, 1.0.0.

- **Description**

Displays the description of the dictionary entry.

- **Acquisition Enabled**

Displays a check mark for the dictionary entries that are enabled for data acquisition.

- **Last Updated On**

Displays the date and time when the dictionary entry was last updated.

- **Updated By**

Displays the name of the user who updated the dictionary entry.

- **Locked By**

Displays the name of the user who locked the dictionary entry.

- **Natural Keys**

Displays the natural keys associated with the dictionary entries.

Toolbar

The toolbar is located above the column header. You can use the icons in the toolbar to perform various actions. These actions can also be accessed from the right-click menu in the window.

-  **(New)**


Opens the New Dictionary Entry window, which enables you to create a new dictionary entry.

-  **(Edit)**

Opens the Dictionary Entry <EntryName> window for the selected dictionary entry, which enables you to edit the dictionary entry.

-  **(Clone)**

Opens the New Dictionary Entry <EntryName>_copy window, which enables you to create a copy of the selected dictionary entry.

-  **(Lock)**

Opens the Lock the Dictionary Entry confirmation dialog box, which enables you to lock the selected dictionary entry.

This option is enabled only for the dictionary entries that you have created.

-  **(Unlock)**

Opens the Unlock the Dictionary Entry confirmation dialog box, which enables you to unlock the selected dictionary entry.

This option is enabled only for the dictionary entries that you have locked. Administrators can unlock dictionary entries that were locked by other users.

-  **(Delete)**

Opens the Delete Dictionary Entry confirmation dialog box, which enables you to delete the selected user-created dictionary entry.



You cannot delete a WFA dictionary entry or PS dictionary entry.

-  **(Export)**

Enables you to export the selected user-created dictionary entry.



You cannot export a WFA dictionary entry or PS dictionary entry.

-  **(Enable Acquisition)**

Provides the option to enable cache acquisition for the selected dictionary entry.

-  **(Disable Acquisition)**

Enables you to disable cache acquisition for the selected dictionary entry.

-  **(Reset Scheme)**

Enables you to reset the scheme associated with the selected dictionary entry.

-  **(Add To Pack)**

Opens the Add To Pack Dictionary dialog box, which enables you to add the dictionary entry and its dependable entities to a pack, which is editable.



The Add To Pack feature is enabled only for the dictionary entries for which the certification is set to **None**.

-  **(Remove From Pack)**

Opens the Remove From Pack Dictionary dialog box for the selected dictionary entry, which enables you to delete or remove the dictionary entry from the pack.



The Remove From Pack feature is enabled only for dictionary entries for which the certification is set to **None**.

-  (Inventory)

Opens the Inventory dialog box for the selected dictionary entry, which enables you to see the table data.

New Dictionary Entry dialog box

The New Dictionary Entry dialog box enables you to create a new dictionary object and specify a definition for the object.

- **Name of object type**

Enables you to specify a name for the dictionary object.

- **Description**

Enables you to provide a description for the dictionary object.

- **Scheme**

Enables you to select a scheme that should be associated with the object. You can add custom dictionary entries to the certified schemes.

- **Entity Version**

Enables you to enter the version number for the dictionary entry in `major.minor.revision` format—for example, 1.0.0.

Attribute table

Enables you to specify a list of attributes that define the dictionary object.

- **Name**

Enables you to enter a name for the attribute.

- **Type**

Enables you to select the type of the attribute—such as string, boolean, and integer—for type checking. You can also reference a dictionary entry from the selected scheme.

- **String length**

Enables you to specify the length of the string in numerals, if string type is selected for the attribute.

- **Values**

Enables you to specify a list of comma-separated values, if enum type is selected for the attribute.

- **Natural key**

Enables you to specify whether the dictionary attribute is part of the dictionary object's natural key.

A natural key is the unique identifier of a dictionary object. For example, qtrees are identified by the qtree

name, the volume name, and the array IP address.

- **To be Cached**

Enables you to specify whether the attribute should be cached.

A dictionary entry can include both attributes that are cached and attributes that are not cached. A cache table is created and populated with the attributes that are marked for caching during the cache acquisition of the scheme. A cache table is created for a dictionary object when at least one attribute is selected to be cached.

- **Can be Null**

Enables you to specify whether the value of the attribute can be null. This setting is valid only for attributes that are selected to be cached.

- **Description**

Enables you to specify a description for the attribute.

- **Values in natural key columns are case sensitive**

Enables you to specify that the natural keys are case-sensitive.

- **Command buttons**

- **Add row**

Enables you to add a row to the table that is used to specify an attribute.

- **Remove row**

Enables you to delete the selected row.

Edit Dictionary Entry dialog box

The Dictionary Entry <EntryName> dialog box enables you to edit a dictionary object and its definition.

- **Name of object type**

Enables you to specify a name for the dictionary object.

- **Description**

Enables you to provide a description for the dictionary object.

- **Scheme**

You must not edit the scheme of a dictionary object. If you change the scheme, saving the dictionary entry fails. You can clone the dictionary entry to edit its scheme.

- **Entity Version**

Enables you to enter the version number for the dictionary entry in `major.minor.revision` format—for

example, 1.0.0.

Attribute table

Enables you to specify a list of attributes that define the dictionary object.

- **Name**

Enables you to enter the name of the attribute.

- **Type**

Enables you to select the type of the attribute—such as string, boolean, and integer—for type checking. You can also reference a dictionary entry from the selected scheme.

- **String length**

Enables you to specify the length of the string in numerals, if string type is selected for the attribute.

- **Values**

Enables you to specify a list of comma-separated values, if enum type is selected for the attribute.

- **Natural key**

Enables you to specify whether the dictionary attribute is part of the dictionary object's natural key.

A natural key is the unique identifier of a dictionary object. For example, qtrees are identified by the qtree name, the volume name, and the array IP address.

- **To be Cached**

Enables you to specify whether the attribute should be cached.

A dictionary entry can include both attributes that are cached and attributes that are not cached. A cache table is created and populated with the attributes that are marked for caching during the cache acquisition of the scheme. A cache table is created for a dictionary object when at least one attribute is selected to be cached.

- **Can be Null**

Enables you to specify whether the value of the attribute can be null. This setting is valid only for attributes that are selected to be cached.

- **Description**

Enables you to specify a description for the attribute.

- **Values in natural key columns are case sensitive**

Enables you to specify that the natural keys are case-sensitive.

- **Command buttons**

- **Add row**

Enables you to add a row to the table that is used to specify an attribute.

- **Remove row**

Enables you to delete the selected row.

Clone Dictionary Entry dialog box

The New Dictionary Entry <EntryName_copy> dialog box enables you to copy a dictionary object and edit the definition of the cloned dictionary object.

- **Name of object type**

Enables you to specify a name for the cloned dictionary object.

- **Description**

Enables you to provide a description for the cloned dictionary object.

- **Scheme**

Enables you to select a scheme that should be associated with the cloned dictionary object. You can add custom dictionary entries to the certified schemes.

- **Entity Version**

Enables you to enter the version number for the cloned dictionary entry in `major.minor.revision` format—for example, 1.0.0.

Attribute table

Enables you to specify a list of attributes that define the cloned dictionary object.

- **Name**

Enables you to enter the name of the attribute.

- **Type**

Enables you to select the type of the attribute—such as string, boolean, and integer—for type checking. You can also reference a dictionary entry from the selected scheme.

- **String length**

Enables you to specify the length of the string in numerals, if string type is selected for the attribute.

- **Values**

Enables you to specify a list of comma-separated values, if enum type is selected for the attribute.

- **Natural key**

Enables you to specify whether the dictionary attribute is part of the dictionary object's natural key.

A natural key is the unique identifier of a dictionary object. For example, qtrees are identified by the qtree name, the volume name, and the array IP address.

- **To be Cached**

Enables you to specify whether the attribute should be cached.

A dictionary entry can include both attributes that are cached and attributes that are not cached. A cache table is created and populated with the attributes that are marked for caching during the cache acquisition of the scheme. A cache table is created for a dictionary object when at least one attribute is selected to be cached.

- **Can be Null**

Enables you to specify whether the value of the attribute can be null. This setting is valid only for attributes that are selected to be cached.

- **Description**

Enables you to specify a description for the attribute.

- **Values in natural key columns are case sensitive**

Enables you to specify that the natural keys are case-sensitive.

- **Command buttons**

- **Add row**

Enables you to add a row to the table that is used to specify an attribute.

- **Remove row**

Enables you to delete the selected row.

Copyright information

Copyright © 2024 NetApp, Inc. All Rights Reserved. Printed in the U.S. No part of this document covered by copyright may be reproduced in any form or by any means—graphic, electronic, or mechanical, including photocopying, recording, taping, or storage in an electronic retrieval system—without prior written permission of the copyright owner.

Software derived from copyrighted NetApp material is subject to the following license and disclaimer:

THIS SOFTWARE IS PROVIDED BY NETAPP “AS IS” AND WITHOUT ANY EXPRESS OR IMPLIED WARRANTIES, INCLUDING, BUT NOT LIMITED TO, THE IMPLIED WARRANTIES OF MERCHANTABILITY AND FITNESS FOR A PARTICULAR PURPOSE, WHICH ARE HEREBY DISCLAIMED. IN NO EVENT SHALL NETAPP BE LIABLE FOR ANY DIRECT, INDIRECT, INCIDENTAL, SPECIAL, EXEMPLARY, OR CONSEQUENTIAL DAMAGES (INCLUDING, BUT NOT LIMITED TO, PROCUREMENT OF SUBSTITUTE GOODS OR SERVICES; LOSS OF USE, DATA, OR PROFITS; OR BUSINESS INTERRUPTION) HOWEVER CAUSED AND ON ANY THEORY OF LIABILITY, WHETHER IN CONTRACT, STRICT LIABILITY, OR TORT (INCLUDING NEGLIGENCE OR OTHERWISE) ARISING IN ANY WAY OUT OF THE USE OF THIS SOFTWARE, EVEN IF ADVISED OF THE POSSIBILITY OF SUCH DAMAGE.

NetApp reserves the right to change any products described herein at any time, and without notice. NetApp assumes no responsibility or liability arising from the use of products described herein, except as expressly agreed to in writing by NetApp. The use or purchase of this product does not convey a license under any patent rights, trademark rights, or any other intellectual property rights of NetApp.

The product described in this manual may be protected by one or more U.S. patents, foreign patents, or pending applications.

LIMITED RIGHTS LEGEND: Use, duplication, or disclosure by the government is subject to restrictions as set forth in subparagraph (b)(3) of the Rights in Technical Data -Noncommercial Items at DFARS 252.227-7013 (FEB 2014) and FAR 52.227-19 (DEC 2007).

Data contained herein pertains to a commercial product and/or commercial service (as defined in FAR 2.101) and is proprietary to NetApp, Inc. All NetApp technical data and computer software provided under this Agreement is commercial in nature and developed solely at private expense. The U.S. Government has a non-exclusive, non-transferrable, nonsublicensable, worldwide, limited irrevocable license to use the Data only in connection with and in support of the U.S. Government contract under which the Data was delivered. Except as provided herein, the Data may not be used, disclosed, reproduced, modified, performed, or displayed without the prior written approval of NetApp, Inc. United States Government license rights for the Department of Defense are limited to those rights identified in DFARS clause 252.227-7015(b) (FEB 2014).

Trademark information

NETAPP, the NETAPP logo, and the marks listed at <http://www.netapp.com/TM> are trademarks of NetApp, Inc. Other company and product names may be trademarks of their respective owners.