



Packs window

OnCommand Workflow Automation 5.1

NetApp
May 03, 2022

Table of Contents

- Packs window 1
- Packs table 1
- Toolbar 2
- New Pack dialog box 3
- Edit Pack dialog box 4







Packs window

The Packs window displays the OnCommand Workflow Automation WFA packs that are imported and available in the WFA server. Each pack contains the pack information file and WFA content, such as workflows, commands, filters, functions, finders, and templates.

- Packs table
- Toolbar

Packs table

The packs table lists in tabular format the WFA packs that are available in the WFA server. You can customize the table display by using the filtering and sorting features available for each column, as well as by rearranging the column order.

-  enables or disables filtering for the entire table. A red "x" appears over the icon if filtering is disabled.
- Double-clicking  clears and resets the filtering selections.
-  on each column header enables you to filter based on the content of the columns. Clicking  in a column allows you to filter on a specific item from the drop-down list or on all available items.
- Clicking the column header toggles between ascending and descending order of sorting. You can identify the applied sort order by the sort arrows ( for ascending and  for descending).
- To rearrange the location of columns, you can drag and drop columns to place them in any required order. However, you cannot hide or delete any of these columns.
- Clicking the **Search** filter text box allows you to search for specific content. In addition, you can search using supported operators for the applicable column type, Alphabetic or Numeric.

The packs table contains the following columns:

- **Certification**

Indicates whether the pack is user-created () , PS () , community () , user-locked () , or NetApp-certified ()

You can search for packs by selecting the required option check boxes from the filter list.

- **Name**

Displays the name of the pack.

You can search for a pack by entering its name in the **Search** filter text box.

- **Description**

Displays the description of the pack.

You can search for a pack by entering its description in the **Search** filter text box.

- **Entity Version**

Displays the version number of the pack in `major.minor.revision` format—for example, 1.0.0.

- **Last Updated On**

Displays the date and time when the pack was updated.

You can search for packs by selecting the required time category from the filter drop-down list.

- **Updated By**

Displays the name of the user who updated the pack.

You can search for a pack by entering the user name in the **Search** filter text box.

- **Details**

Displays the details of the pack in the Storage Automation Store website.

Toolbar

The toolbar is located above the column header. You can use the icons in the toolbar to perform various actions. These actions can also be accessed from the right-click menu in the window.

-  **(New)**

Opens the New Pack dialog box, which enables you to create a new pack.

-  **(Edit)**

Opens the Pack Contents dialog box, which contains the following tabs for detailed information about the contents of the packs:

- Workflows
- Finders
- Filters
- Commands
- Functions
- Templates
- Dictionary
- Schemes
- Cache Queries
- SQL Data Source Types
- Script Data Source Types
- Remote System Types
- Categories

-  **(Delete)**

Opens the Delete Pack confirmation dialog box, which enables you to delete the selected pack.

-  **(Unlock)**

Opens the Unlock Pack confirmation dialog box, which enables you to unlock the selected pack. This option is enabled only for the packs locked by you. However, administrators can unlock packs locked by other users.

-  **(Export)**

Opens the Export dialog box, which enables you to export the selected pack.

-  **(Import From Server Folder)**

Opens the Import From Server Folder dialog box, which enables you to import the pack from the selected folder location in the server system.

-  **(Export To Server Folder)**

Opens the Export To Server Folder dialog box, which enables you to export the pack to the selected folder location in the server system.

New Pack dialog box

The New Pack dialog box enables you to create a new pack.

- **Name**

Enables you to enter a name and save the pack.

- **Version**

Enables you to enter a version and save the pack.

- **Author**

Enables you to enter author's name and save the pack.

- **Description**

Enables you to enter a description and save the pack.

Command buttons

- **Save**

Saves the pack and closes the dialog box.

- **Cancel**

Closes the dialog box without saving.

Edit Pack dialog box

The Edit Pack dialog box enables you to edit the pack.

- Details tab
- Pack Contents tab

Details tab

- **Name**

Enables you to enter a name and save the pack.

- **Version**

Enables you to enter a version and save the pack.

- **Author**

Enables you to enter author's name and save the pack.

- **Description**

Enables you to enter a description and save the pack.

Pack Contents tab

- **Workflow**

The **Workflow** option enables you to view the **Name** and **Entity Version** of the workflow.

- **Finders**

The **Finders** option enables you to view the **Name** and **Entity Version** of the finder.

- **Filters**

The **Filters** option enables you to view the **Name** and **Entity Version** of the filter.

- **Commands**

The **Commands** option enables you to view the **Name** and **Entity Version** of the command.

- **Functions**

The **Functions** option enables you to view the **Name** and **Entity Version** of the function.

- **Templates**

The **Templates** option enables you to view the **Name** and **Entity Version** of the template.

- **Dictionary**

The **Dictionary** option enables you to view the **Name** and **Entity Version** of the dictionary.

- **Schemes**

The **Schemes** option enables you to view the **Name** and **Entity Version** of the scheme.

- **Cache Queries**

The **Cache Queries** option enables you to view the **Name** and **Entity Version** of the cache query.

- **SQL Data Source Types**

The **SQL Data Source Types** option enables you to view the **Name** and **Entity Version** of the SQL data source type.

- **Script Data Source Types**

The **Script Data Source Types** option enables you to view the **Name** and **Entity Version** of the script data source type.

- **Categories**

The **Categories** option enables you to view the **Name** and **Entity Version** of the category.

- **Remote System Types**

The **Remote System Types** option enables you to view the **Name** and **Entity Version** of the remote system type.

Command buttons

- **Save**

Saves the pack and closes the dialog box.

- **Cancel**

Closes the dialog box without saving.

Copyright Information

Copyright © 2022 NetApp, Inc. All rights reserved. Printed in the U.S. No part of this document covered by copyright may be reproduced in any form or by any means-graphic, electronic, or mechanical, including photocopying, recording, taping, or storage in an electronic retrieval system- without prior written permission of the copyright owner.

Software derived from copyrighted NetApp material is subject to the following license and disclaimer:

THIS SOFTWARE IS PROVIDED BY NETAPP "AS IS" AND WITHOUT ANY EXPRESS OR IMPLIED WARRANTIES, INCLUDING, BUT NOT LIMITED TO, THE IMPLIED WARRANTIES OF MERCHANTABILITY AND FITNESS FOR A PARTICULAR PURPOSE, WHICH ARE HEREBY DISCLAIMED. IN NO EVENT SHALL NETAPP BE LIABLE FOR ANY DIRECT, INDIRECT, INCIDENTAL, SPECIAL, EXEMPLARY, OR CONSEQUENTIAL DAMAGES (INCLUDING, BUT NOT LIMITED TO, PROCUREMENT OF SUBSTITUTE GOODS OR SERVICES; LOSS OF USE, DATA, OR PROFITS; OR BUSINESS INTERRUPTION) HOWEVER CAUSED AND ON ANY THEORY OF LIABILITY, WHETHER IN CONTRACT, STRICT LIABILITY, OR TORT (INCLUDING NEGLIGENCE OR OTHERWISE) ARISING IN ANY WAY OUT OF THE USE OF THIS SOFTWARE, EVEN IF ADVISED OF THE POSSIBILITY OF SUCH DAMAGE.

NetApp reserves the right to change any products described herein at any time, and without notice. NetApp assumes no responsibility or liability arising from the use of products described herein, except as expressly agreed to in writing by NetApp. The use or purchase of this product does not convey a license under any patent rights, trademark rights, or any other intellectual property rights of NetApp.

The product described in this manual may be protected by one or more U.S. patents, foreign patents, or pending applications.

RESTRICTED RIGHTS LEGEND: Use, duplication, or disclosure by the government is subject to restrictions as set forth in subparagraph (c)(1)(ii) of the Rights in Technical Data and Computer Software clause at DFARS 252.277-7103 (October 1988) and FAR 52-227-19 (June 1987).

Trademark Information

NETAPP, the NETAPP logo, and the marks listed at <http://www.netapp.com/TM> are trademarks of NetApp, Inc. Other company and product names may be trademarks of their respective owners.