



licenses

SaaS Backup for Microsoft 365

NetApp
November 17, 2021

目录

licenses	1
添加许可证	1
更新订阅信息	1
释放用户许可证	1

licenses



添加许可证

如果您刚刚收到付费订阅的许可证，请遵循 [开始使用付费订阅的工作流](#)。您将在工作流中输入许可证密钥。

如果您已在使用 SaaS Backup，则可以按照以下步骤添加其他许可证。

教育领域可以为教职员工提供一个许可证，并为学生提供一个单独的许可证。

步骤

1. 单击  从左侧导航窗格中。
2. 单击  位于右角。
3. 输入许可证信息。
4. 单击 * 验证订阅 *。
5. 单击 * 下一步 *。
6. 单击 * 保存 *。


更新订阅信息

购买附加许可证或订阅扩展后，您可以在 SaaS Backup 中更新订阅详细信息。



任何常规用户邮箱，无论是受保护还是未受保护，都会使用许可证。共享邮箱不使用许可证。

步骤

1. 单击左侧导航窗格中的 * 服务 *。
2. 单击  位于右角。
3. 单击订阅详细信息旁边的 * 更新 *。
4. 输入首次注册时使用的相同用户名和密码。
5. 单击 * 提交 *。



释放用户许可证

任何常规邮箱用户或归档邮箱用户（无论是受保护还是未受保护）都会使用许可证。如果某个特定用户不再需要某个许可证，您可以释放该许可证，以便可以重新分配该许可证。释放用户许可证后，此用户将移至未受保护的层，并且此用户的备份将停止。



共享邮箱不使用许可证。

步骤

1. 单击  位于左上角的 SaaS Backup 用户 ID 旁边。
2. 选择 * 帐户设置 *。
3. 单击 * 保留并清除 *。
4. 在 * 释放许可证 * 下，开始键入要释放其许可证的用户的帐户名称。
5. 找到帐户后，从自动填充列表中选择该帐户，然后单击 。
6. 根据需要添加其他帐户。
7. 单击 * 发布 *。
8. 单击 * 是，请释放许可证 *。
9. 单击 * 确认 *。

Copyright Information

Copyright © 2021 NetApp, Inc. All rights reserved. Printed in the U.S. No part of this document covered by copyright may be reproduced in any form or by any means-graphic, electronic, or mechanical, including photocopying, recording, taping, or storage in an electronic retrieval system-without prior written permission of the copyright owner.

Software derived from copyrighted NetApp material is subject to the following license and disclaimer:

THIS SOFTWARE IS PROVIDED BY NETAPP "AS IS" AND WITHOUT ANY EXPRESS OR IMPLIED WARRANTIES, INCLUDING, BUT NOT LIMITED TO, THE IMPLIED WARRANTIES OF MERCHANTABILITY AND FITNESS FOR A PARTICULAR PURPOSE, WHICH ARE HEREBY DISCLAIMED. IN NO EVENT SHALL NETAPP BE LIABLE FOR ANY DIRECT, INDIRECT, INCIDENTAL, SPECIAL, EXEMPLARY, OR CONSEQUENTIAL DAMAGES (INCLUDING, BUT NOT LIMITED TO, PROCUREMENT OF SUBSTITUTE GOODS OR SERVICES; LOSS OF USE, DATA, OR PROFITS; OR BUSINESS INTERRUPTION) HOWEVER CAUSED AND ON ANY THEORY OF LIABILITY, WHETHER IN CONTRACT, STRICT LIABILITY, OR TORT (INCLUDING NEGLIGENCE OR OTHERWISE) ARISING IN ANY WAY OUT OF THE USE OF THIS SOFTWARE, EVEN IF ADVISED OF THE POSSIBILITY OF SUCH DAMAGE.

NetApp reserves the right to change any products described herein at any time, and without notice. NetApp assumes no responsibility or liability arising from the use of products described herein, except as expressly agreed to in writing by NetApp. The use or purchase of this product does not convey a license under any patent rights, trademark rights, or any other intellectual property rights of NetApp.

The product described in this manual may be protected by one or more U.S. patents, foreign patents, or pending applications.

RESTRICTED RIGHTS LEGEND: Use, duplication, or disclosure by the government is subject to restrictions as set forth in subparagraph (c)(1)(ii) of the Rights in Technical Data and Computer Software clause at DFARS 252.277-7103 (October 1988) and FAR 52-227-19 (June 1987).

Trademark Information

NETAPP, the NETAPP logo, and the marks listed at <http://www.netapp.com/TM> are trademarks of NetApp, Inc. Other company and product names may be trademarks of their respective owners.