



rules

SaaS Backup for Microsoft 365

NetApp
November 17, 2021

目录

rules	1
创建新规则	1
应用现有规则	2
删除规则	2

rules

创建新规则

通过规则，您可以根据预定义的条件自动将用户移动到预先选择的备份层。

您可以为 Microsoft Exchange Online ， OneDrive for Business ， SharePoint Online 和 Microsoft Office 365 组创建规则。

您必须先对数据应用用户定义的筛选器，然后才能创建规则。应用的筛选器显示在 * 筛选器 * 图标下方。NetApp SaaS Backup for Microsoft 365 默认筛选器显示为灰色。用户定义的筛选器显示为浅蓝色。

Status: Unprotected Country: IN x

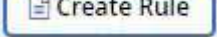
创建用户定义的筛选器

您可以创建多个规则。这些规则将按照它们在 * 管理规则 * 列表中显示的顺序进行应用。

步骤

1. 在信息板中，单击要为其创建规则的服务的框中的 * 未受保护 * 上方数字。




如果未应用用户创建的筛选器， 未显示。

2. 单击 * 筛选器 * 。



3. 单击 * 选择 * 下拉菜单并选择筛选器。此时将显示一个搜索字段。
4. 输入搜索条件。
5. 单击 * 应用筛选器 * 。
6. 单击 * 创建规则 * 。
7. 输入规则的名称。
8. 对于 * 目标组 * ，选择要将符合规则条件的用户移动到的层。
9. 如果要将规则立即应用于所有未受保护的项目，请选择 * 应用于现有项目 * 。如果未选择此选项，则在下次发现新项目时，此规则将应用于新发现的项目以及任何未受保护的项目。
- 10.



如果您有多个规则，则可以单击  可在列表中上移或下移规则。这些规则将按照其在列表中显示的顺序进行应用。

应用现有规则

通过规则，您可以根据预定义的条件自动将用户移动到预先选择的备份层。

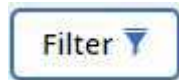
您可以将现有规则应用于未受保护的项，更改规则的应用顺序以及删除规则。

步骤

1. 在信息板中，单击要为其创建规则的服务的框中的 * 未受保护 * 上方数字。



2. 单击 * 筛选器 *。



3. 单击 * 规则 *。此时将显示现有规则。
4. 单击 * 立即应用 * 将此规则应用于现有未受保护的项。

删除规则

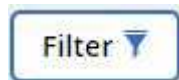
如果您不再需要现有规则，可以将其删除。此外，如果需要删除规则中使用的安全组，则必须先使用安全组删除该规则，然后才能删除该安全组。


步骤

1. 在信息板中，单击要为其创建规则的服务的框中的 * 未受保护 * 上方数字。



2. 单击 * 筛选器 *。



3. 单击 * 规则 *。此时将显示现有规则。
4. 单击  删除规则。删除此规则后，先前应用此规则的项的状态不会更改。

Copyright Information

Copyright © 2021 NetApp, Inc. All rights reserved. Printed in the U.S. No part of this document covered by copyright may be reproduced in any form or by any means-graphic, electronic, or mechanical, including photocopying, recording, taping, or storage in an electronic retrieval system-without prior written permission of the copyright owner.

Software derived from copyrighted NetApp material is subject to the following license and disclaimer:

THIS SOFTWARE IS PROVIDED BY NETAPP "AS IS" AND WITHOUT ANY EXPRESS OR IMPLIED WARRANTIES, INCLUDING, BUT NOT LIMITED TO, THE IMPLIED WARRANTIES OF MERCHANTABILITY AND FITNESS FOR A PARTICULAR PURPOSE, WHICH ARE HEREBY DISCLAIMED. IN NO EVENT SHALL NETAPP BE LIABLE FOR ANY DIRECT, INDIRECT, INCIDENTAL, SPECIAL, EXEMPLARY, OR CONSEQUENTIAL DAMAGES (INCLUDING, BUT NOT LIMITED TO, PROCUREMENT OF SUBSTITUTE GOODS OR SERVICES; LOSS OF USE, DATA, OR PROFITS; OR BUSINESS INTERRUPTION) HOWEVER CAUSED AND ON ANY THEORY OF LIABILITY, WHETHER IN CONTRACT, STRICT LIABILITY, OR TORT (INCLUDING NEGLIGENCE OR OTHERWISE) ARISING IN ANY WAY OUT OF THE USE OF THIS SOFTWARE, EVEN IF ADVISED OF THE POSSIBILITY OF SUCH DAMAGE.

NetApp reserves the right to change any products described herein at any time, and without notice. NetApp assumes no responsibility or liability arising from the use of products described herein, except as expressly agreed to in writing by NetApp. The use or purchase of this product does not convey a license under any patent rights, trademark rights, or any other intellectual property rights of NetApp.

The product described in this manual may be protected by one or more U.S. patents, foreign patents, or pending applications.

RESTRICTED RIGHTS LEGEND: Use, duplication, or disclosure by the government is subject to restrictions as set forth in subparagraph (c)(1)(ii) of the Rights in Technical Data and Computer Software clause at DFARS 252.277-7103 (October 1988) and FAR 52-227-19 (June 1987).

Trademark Information

NETAPP, the NETAPP logo, and the marks listed at <http://www.netapp.com/TM> are trademarks of NetApp, Inc. Other company and product names may be trademarks of their respective owners.